




**Muni
Service Delivery
Daily Report**

Wednesday , December 2, 2009





Content

• Not outs for the a.m. rush hour	3
• Not outs for the p.m. rush hour	4
• Daily not outs & RDO report	5
• Accidents & line delays > 20 minutes	6
• Vehicles availability and maintenance reports	
Light Rail Vehicles Count (chart)	9
Light Rail Maintenance Hold	10
Light Rail Maintenance Available	11
Light Rail Maintenance Count	12
Motor & Trolley Buses Pull Outs (chart)	13
Motor & Trolley Buses Pull Outs (details)	14
• Operators absenteeism report	15

Not-Outs: No Operators	Not-Outs: No Equipment	Late Pull-outs: No Operators	Late Pull-outs: No Equipment	Lines affected
------------------------	------------------------	------------------------------	------------------------------	----------------

Runs Not Out and Late Out for Rush Hours

12 03 09 AM NOLO Morning Report

Cable Car	0	0	0	0	
Flynn	4	0	1	0	9X=2; 38=2
Kirkland	13	0	0	0	47=3; 28=3; 1X=2; 19=2; 43=1; 2=1; 12=1
Woods	15	0	0	1	29=3; 36=2; 30X=1; 54=2; 18=1; 44=2; 48=1; 26=1; 67=1 16=1
Potrero	7	0	2	0	14=3; 49=1; 41=2; 24=1
Presidio	5	0	0	0	4=1; 45=1; 5=2; 3=1
Green F line	0	0	0	0	
	0	0	0	0	
TOTAL	44	0	3	1	

Special Events

Emergency Equipment Demand - Reason

Division

Number of coaches

Not-Outs: No Operators	Not-Outs: No Equipment	Late Pull-outs: No Operators	Late Pull-outs: No Equipment	Afected lines
-------------------------------	-------------------------------	-------------------------------------	-------------------------------------	----------------------

Runs Not Out and Late Out for Rush Hours
WEDNESDAY 12 / 02 / 09
 Afternoon report

Cable Car	0	0	0	0	
Flynn	10	0	0	0	9=2 9X=3 14=1 38=4
Kirkland	9	0	0	0	2=1 10=1 12=1 19=1 28=1 1X=1 43=1 47=2
Woods	18	0	1	0	16X=1 23=3 26=3 27=1 29=1 30X=1 44=2 54=2 71=3 89=1
Potrero	11	0	0	0	6=1 7=1 14=3 24=1 22=1 41=1 49=2 30=1
Presidio	1	2	0	0	1=2 5=1
Metro	3	0	0	2	M=1 KT=2
F line	1	0	0	0	
TOTAL	53	2	1	2	

Special Events

Emergency Equipment Demand - Reason

Division

Number of coaches

REPORT DATA COMPILED AS OF - 1600HRS

	Runs Missed	RDO	Missed Runs %	Daily Runs Scheduled	Daily Runs Missed	Daily RDO	Daily Missed Runs %
Missed Service By Division Due To No Regular Day Off (RDO)							
WEDNESDAY 12/02/2009							
Revised 6/15/09							
Cable Car one-piece	1	5	4.5%	49	1	5	2.0%
Cable Car multi-piece	0		0.0%				
Flynn one-piece	8	0	21.1%	154	10	0	6.5%
Flynn multi-piece	4		5.9%				
Kirkland one-piece	8	0	14.0%	212	10	0	4.7%
Kirkland multi-piece	4		4.0%				
Woods one-piece	10	0	11.5%	251	15	0	6.0%
Woods multi-piece	10		10.0%				
Potrero one-piece	5	0	7.5%	212	7	0	3.3%
Potrero multi-piece	4		4.5%				
Presidio one-piece	1	0	1.9%	174	1	0	0.6%
Presidio multi-piece	0		0.0%				
Metro one-piece	2	12	3.0%	146	2	12	1.4%
Metro multi-piece	0		0.0%				
F Line one-piece	4	1	40.0%	33	5	1	15.2%
F Line multi-piece	2		22.2%				
System total				1231	51	18	4.1%

Accidents

Wed Dec 02, 2009

TIME DATE		CALL FROM DIVISION	TO CC	OP#	RUN	LINE	VEH	LOCATION	NATURE OF OCCURRENCE ACTION TAKEN	DELAY			
										DI	START	END	CC
01:46 12/02/09	R	OPERATOR WO	36	3797	236	71	8152	LINCOLN & 19TH AVENUE (OB)	VEHICLE ACCIDENT COACH / AUTO (HIT AND RUN)	OB	01:46	02:30	36
								1080367	INSP T. ALDANA RESP. VIDEO* NO 799, VEH DELAY: 00:44				
06:00 12/02/09	R	OPERATOR CA	26	1452	5	60	20	WASHINGTON & POWELL (IB)	SLOT BLADE NO INJURY	IB LD	06:00 06:00	06:15 06:15	35
								1080392	INSP A.FORSE, CABLE SHOP 665. MNGR RANCE* VEH DELAY: 00:15 LINE DELAY: 00:15				
10:33 12/02/09	R	OPERATOR FL	26	386	404	38L	6207	GEARY & DIVISADARO (IB)	ACCIDENT COACH / AUTO, MINOR NO INJURY	IB	10:33	11:12	35
								1080319	INSP E.VICKERS VEH DELAY: 00:39				
16:42 12/02/09	T	INSP B LUM FL	39	2770	483	1X	6253	CALIFORNIA & PRESIDIO (OB)	ACCIDENT COACH & VAN, NO INJURY, HIT & RUN.	OB	16:35	16:40	30
								1080455	INSP B LUM CLEARED. MINOR DAMAGE TO LEFT REAR BUMPER. NO OP 799. COACH WAS SENT BACK IN SERVICE. VEH DELAY: 00:05				
17:13 12/02/09	R	OPERATOR PO	29	8	385	14	7126	MISSION & 13TH ST (IB)	ACCIDENT COACH & AUTO, NO INJURY.	IB	17:13	17:38	30
								1080467	INSP K JOMOC CLEARED. MINOR DAMAGES TO BOTH VEHICLES. NO OP 799. COACH WAS SENT BACK IN SERVICE. VEH DELAY: 00:25				

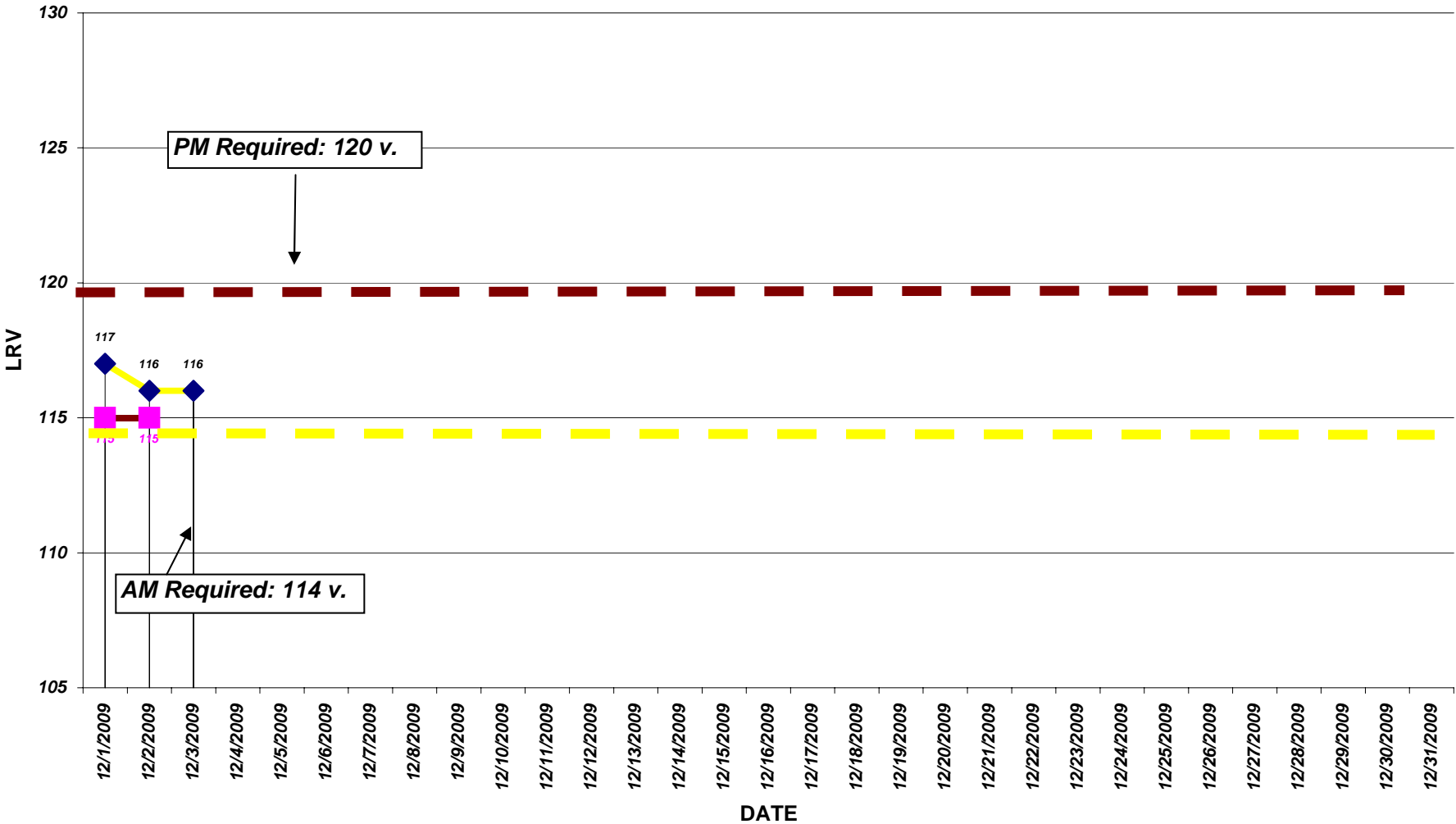
TIME DATE		CALL FROM DIVISION	TO CC	OP#	RUN	LINE	VEH	LOCATION	NATURE OF OCCURRENCE ACTION TAKEN	DELAY			
										DI	START	END	CC
18:09 12/02/09	R	OPERATOR PO	38	2	432	41	5438	UNION & GOUGH (OB)	ACCIDENT COACH & USPS MAIL TRUCK, NO INJURY.	OB	18:09	19:37	30
							1080526	INSP A GEETER CLEARED. RIGHT REAR OF THE COACH MADE CONTACT WITH LEFT FRONT THE MAIL TRUCK, MINOR DAMAGES TO BOTH VEHICLES. NO OP 799. COACH WAS SENT BACK IN SERVICE. VIDEO*. MGR A ANDREWS*. VEH DELAY: 01:28					
21:45 12/02/09	R	OPERATOR ME	77	52	128	J	1543	SAN JOSE & DOLORES (OB)	718- LRV AND AUTO	OB	21:45	22:00	87
							1080528	DISPATCHED INSPECTOR GARCIA TO SCENE. INSPECTOR INTERVIEWED OPERATOR AND CLEARED SCENE. SYSTEM SAFETY, CLAIMS, AND DELBARRIO* VEH DELAY: 00:15 LINE DELAY: 00:15		LD	21:45	22:00	

Line Delays \geq 20 Minutes

TIME DATE	CALL FROM DIVISION	TO CC	OP#	RUN	LINE	VEH	LOCATION	NATURE OF OCCURRENCE ACTION TAKEN	DELAY			
									DI	START	END	CC
08:26 12/02/09	R OPERATOR ME	20	0678	21	N	1493	JUDAH & 25TH AV. (OB)	FRICITION BRAKE	OB	08:26	08:55	72
						1080434	[LRV2=1497]MRU-4S38, INSP. R. DONALDSON CLEARED, DEAD TOW TO JUDAH & LA PLAYA & CAR TRADED WITH 73/N @ 1030 HRS. INSP. R. AREVALO, C. DEBONO* SI MME 1446<>1483 @10:30 VEH DELAY: 02:04 LINE DELAY: 00:29		LD	08:26	08:55	
20:25 12/02/09	R OPERATOR ME	86	2277	120	L	1437	TARAVAL & 42ND (OB)	NO PROPULSION	OB	20:25	20:55	13
						1080531	W. GARCIA, 4-S-35 S. CORNEJO, R. MC.CRAY, K. WILLIAMS*, LSGP, SHUTTLE (556@38/6229), PHONE TREE, 311*, J. TRUE*, E.DELBARRIO*, SI GREEN 1449 @21:48 VEH DELAY: 01:23 LINE DELAY: 00:30		LD	20:25	20:55	



LIGHT RAIL VEHICLES AM/PM Required & Availability



◆ AM Availability ■ PM Availability

Date	Day of week	A.M.	P.M.
Light Rail Vehicles (LRVs) Availability - Peak			
December 2009			
12/01/09	TUESDAY	117	115
12/02/09	WEDNESDAY	116	115
12/03/09	THURSDAY	116	
12/04/09	FRIDAY		
12/07/09	MONDAY		
12/08/09	TUESDAY		
12/09/09	WEDNESDAY		
12/10/09	THURSDAY		
12/11/09	FRIDAY		
12/14/09	MONDAY		
12/15/09	TUESDAY		
12/16/09	WEDNESDAY		
12/17/09	THURSDAY		
12/18/09	FRIDAY		
12/21/09	MONDAY		
12/22/09	TUESDAY		
12/23/09	WEDNESDAY		
12/24/09	THURSDAY		
12/25/09	FRIDAY (HOLIDAY)		
12/28/09	MONDAY		
12/29/09	TUESDAY		
12/30/09	WEDNESDAY		
12/31/09	THURSDAY		

	Maintenance Holds
Green Division	
Daily Maintenance Morning Status Report	
December 3, 2009	
Light Rail Vehicles (LRVs) on Hold Status @ 7:30 a.m.	

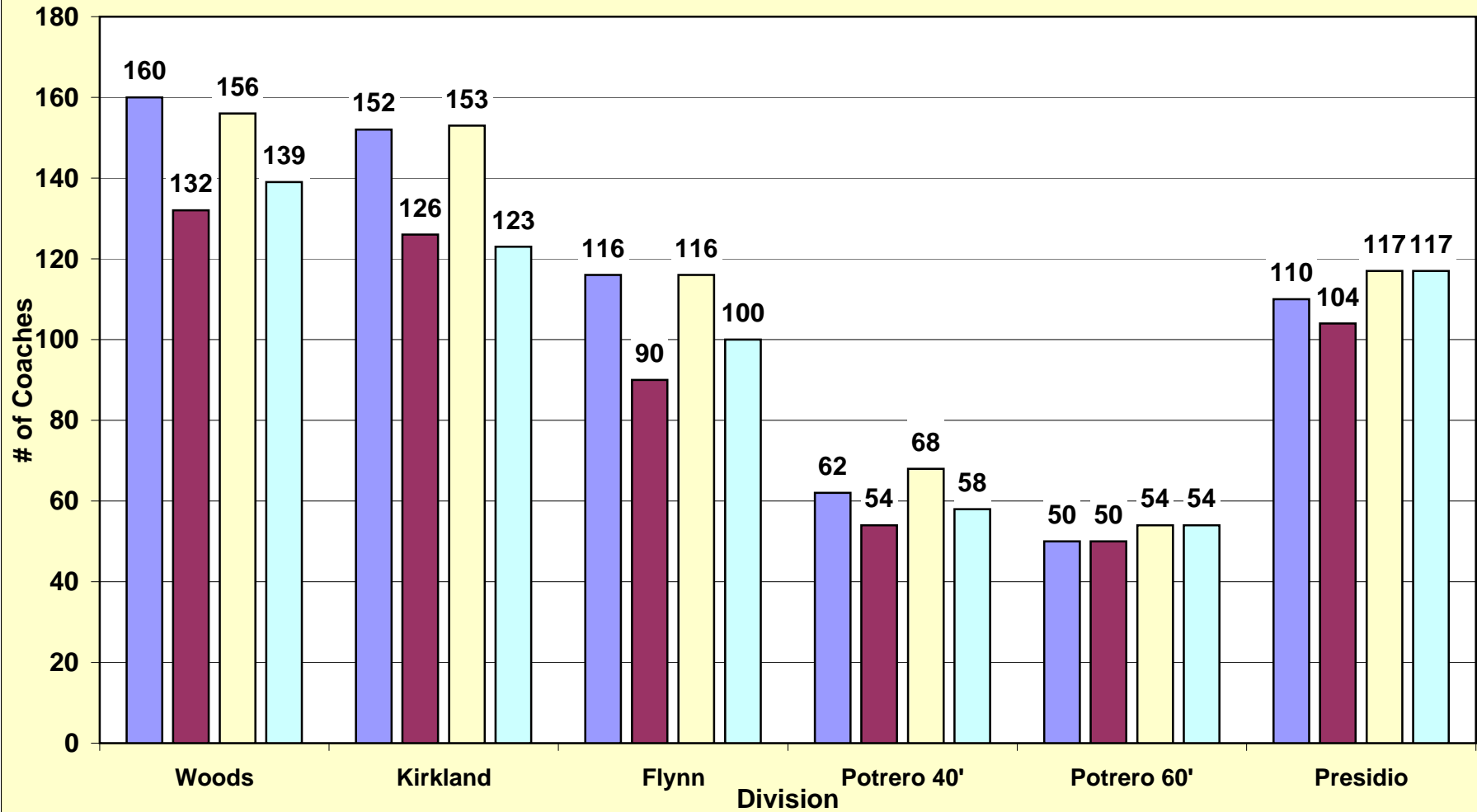
AIR SUPPLY SYSTEM	0
AUTOMATIC TRAIN CONTROL SYSTEM (ATCS)	4
BRAKE SYSTEM	2
COUPLER	0
DOORS / STEPS	1
HEATING/VENTILATION/AIR CONDITIONING (HVAC)	0
LIGHT / MIRROR/WIPER/ARTIC	0
PANTOGRAPHS	0
PROPULSION	2
TRUCK NOISE/ FLAT	0
PREVENTIVE MAINTENANCE	3
SUPPORT SHOP	6
BODY/PAINT/LEAKER	2
FLEET APPEARANCE/SPECIAL EVENT	0
AWAITING PARTS	0
DESTSIGN / ELECTRICAL/ELECTRONIC	0
ACCIDENT/DERAIL/INVESTIGATION	0
BREDA / VENDOR	5
ENGR / PROJECT	2
LONG TERM HOLDS	8
QUALITY ASSURANCE	0

TOTAL **35**

	LRV2/3	PCC	Milan	Historic
Green Division Daily Maintenance				
December 3, 2009				
Morning Status Report @ 7:30 a.m.				
Fleet size	151	21	10	8
Present demand (AM)	114	13	4	3
Maintenance Holds	35	11	3	4
Equipment available for service @ 7:30 a.m.	116	10	7	4

Motor & Trolley Coaches Availability
 A.M. 12/3/09 & 12/2/09 P.M. Peak Time

■ Equipment available for service @ 7:45 a.m.
 ■ Final a.m. pull-out
 ■ Equipment available for service @ 5:30 p.m.
 ■ Final p.m. pull-out



	Woods	Kirkland	Flynn	Subtotal Diesel	Potrero 40'	Potrero 60'	Presidio	Subtotal Trolley	Totals
Bus Maintenance Morning Status Report									
Information Reported by Each Division									
Morning (a.m.) availability									
12/3/09									
Fleet size	181	155	124	460	75	73	165	313	773
Present demand	146	137	95	378	56	56	102	214	592
Extra service	12	0	0	12	N/A	N/A	N/A	N/A	12
Scheduled maintenance	5	1	4	10	3	0	2	5	15
Campaigns / retrofits	5	0	3	8	0	0	0	0	8
Maintenance Holds	21	3	8	32	13	26	55	94	126
Awaiting parts	3	0	0	3	3	3	17	23	26
Radio	0	0	1	1	0	0	0	0	1
Farebox	0	0	0	0	0	0	0	0	0
Equipment available for service @ 7:45 a.m.	160	152	116	428	62	50	110	219	647
Final a.m. pull-out	132	126	90	348	54	50	104	208	556
Reserve fleet usage	0	0	0	0	0	3	0	3	3
Trolley hot body defects	N/A	N/A	N/A	N/A	0	0	0	0	0
Operator not outs	14	11	5	30	2	6	2	10	40
Afternoon (p.m.) availability									
12/2/09									
Fleet size	181	155	124	460	75	73	165	313	773
Present demand	143	126	101	370	59	58	118	235	605
Extra service	3	0	0	3	N/A	N/A	N/A	N/A	3
Scheduled maintenance	6	1	1	8	0	0	0	0	8
Campaigns / retrofits	5	0	0	5	0	0	0	0	5
Maintenance holds	25	2	8	35	7	25	48	80	115
Awaiting parts	3	0	0	3	3	3	34	40	43
Radio	0	0	0	0	0	0	0	0	0
Farebox	2	0	0	2	1	0	0	1	3
Equipment available for service @ 5:30 p.m.	156	153	116	425	68	54	117	233	658
Final p.m. pull-out	139	123	100	362	58	54	117	229	591
Reserve fleet usage	3	0	0	3	0	6	0	6	9
Trolley hot body defects	N/A	N/A	N/A	N/A	0	0	0	0	0
Operator not outs	4	3	1	8	1	4	1	6	14

	Schedul ed	Total Unavailable	Sick	Vacation	Unplanned Leave*	Other Reasons+	Total Unavailable	Sick	Vacation	Unplanned Leave*	Other Reasons+
Full-Time Operators Absenteeism											
Day: WEDNESDAY, DECEMBER 2, 2009											
Green	239	67	20	6	26	15	28.0	8.4	2.5	10.9	6.3
Cable Car	130	32	10	6	10	6	24.6	7.7	4.6	7.7	4.6
Potrero	276	61	27	1	22	11	22.1	9.8	0.4	8.0	4.0
Presidio	205	28	11	6	6	5	13.7	5.4	2.9	2.9	2.4
Kirkland	249	46	19	7	13	7	18.5	7.6	2.8	5.2	2.8
Woods	283	53	17	4	26	6	18.7	6.0	1.4	9.2	2.1
Flynn	200	48	20	6	16	6	24.0	10.0	3.0	8.0	3.0
Total	1,582	335	124	36	119	56	21.2%	7.8%	2.3%	7.5%	3.5%

Summary For The Last 7 Days

WEDNESDAY 11 25	1,583	346	111	52	107	76	22%	7%	3%	7%	5
THURSDAY 11 26	1,027	243	98	21	55	69	24%	9%	2%	5%	7
FRIDAY 11 27	1,498	314	139	42	71	62	21%	9%	3%	5%	4
SATURDAY 11 28	1,122	267	101	23	82	61	24%	9%	2%	7%	5
SUNDAY 11 29	1,065	276	108	22	82	64	26%	10%	2%	8%	6
MONDAY 11 30	1,608	373	149	38	115	71	23%	9%	2%	7%	4
TUESDAY 12 01	1,572	328	123	36	119	50	21%	8%	2%	8%	3

* **Unplanned leave includes:** absent without leave (AWOL), claimed industrial injury, leaves, suspension, sick on run...

+ **Other reasons includes:** 1 Day vacation, banked holiday, floating holiday, jlmb, birthday, non-driving status, training.