




**Muni
Service Delivery
Daily Report**

Wednesday , December 9, 2009





Content

• Not outs for the a.m. rush hour	3
• Not outs for the p.m. rush hour	4
• Daily not outs & RDO report	5
• Accidents & line delays > 20 minutes	6
• Vehicles availability and maintenance reports	
Light Rail Vehicles Count (chart)	8
Light Rail Maintenance Hold	9
Light Rail Maintenance Available	10
Light Rail Maintenance Count	11
Motor & Trolley Buses Pull Outs (chart)	12
Motor & Trolley Buses Pull Outs (details)	13
• Operators absenteeism report	14

<i>Not-Outs: No Operators</i>	<i>Not-Outs: No Equipment</i>	<i>Late Pull-outs: No Operators</i>	<i>Late Pull-outs: No Equipment</i>	<i>Lines affected</i>
-------------------------------	-------------------------------	-------------------------------------	-------------------------------------	-----------------------

Runs Not Out and Late Out for Rush Hours

THURSDAY 12 10 2009

Morning Report

<i>Cable Car</i>	<i>0</i>	<i>0</i>	<i>0</i>	<i>0</i>	
<i>Flynn</i>	<i>0</i>	<i>0</i>	<i>0</i>	<i>0</i>	
<i>Kirkland</i>	<i>0</i>	<i>0</i>	<i>0</i>	<i>1</i>	
<i>Woods</i>	<i>1</i>	<i>0</i>	<i>0</i>	<i>1</i>	<i>27=1</i>
<i>Potrero</i>	<i>0</i>	<i>0</i>	<i>1</i>	<i>0</i>	
<i>Presidio</i>	<i>0</i>	<i>0</i>	<i>2</i>	<i>0</i>	
<i>Green</i>	<i>1</i>	<i>0</i>	<i>0</i>	<i>1</i>	<i>L=1</i>
<i>F line</i>	<i>0</i>	<i>0</i>	<i>0</i>	<i>0</i>	
TOTAL	2	0	3	3	

Special Events

Emergency Equipment Demand - Reason

Division

Number of coaches

Not-Outs: No Operators	Not-Outs: No Equipment	Late Pull-outs: No Operators	Late Pull-outs: No Equipment	Afected lines
-------------------------------	-------------------------------	-------------------------------------	-------------------------------------	----------------------

Runs Not Out and Late Out for Rush Hours
WEDNESDAY 12 / 09 / 09
 Afternoon report

Cable Car	0	0	0	0	
Flynn	1	0	0	0	38=1
Kirkland	2	0	1	0	1X=1 19=1 1=47
Woods	5	0	0	0	9=1 44=1 71=2 88=1
Potrero	21	0	1	0	6=1 14=9 22=1 24=2 30=3 41=2 49=3
Presidio	0	0	0	0	
Metro	0	0	0	1	
F line		0	0	0	
TOTAL	29	0	2	1	

Special Events

Emergency Equipment Demand - Reason

Division

Number of coaches

REPORT DATA COMPILED AS OF - 1600HRS

	Runs Missed	RDO	Missed Runs %	Daily Runs Scheduled	Daily Runs Missed	Daily RDO	Daily Pulled Out Runs %
Missed Service By Division Due To No Regular Day Off (RDO)							
WEDNESDAY 12/09/2009							
SIGN UP DECEMBER 2009							
Cable Car one-piece	0	6	0.0%	49	0	6	100.0%
Cable Car multi-piece	0		0.0%				
Flynn one-piece	1	6	2.6%	157	1	6	99.4%
Flynn multi-piece	0		0.0%				
Kirkland one-piece	1	2	1.8%	219	1	2	99.5%
Kirkland multi-piece	0		0.0%				
Woods one-piece	4	5	4.6%	260	6	5	97.7%
Woods multi-piece	4		4.0%				
Potrero one-piece	11	3	16.4%	202	18	3	91.1%
Potrero multi-piece	14		15.7%				
Presidio one-piece	0	0	0.0%	162	0	0	100.0%
Presidio multi-piece	0		0.0%				
Metro one-piece	2	10	3.0%	148	4	10	97.3%
Metro multi-piece	4		8.2%				
F Line one-piece	0	2	0.0%	33	0	2	100.0%
F Line multi-piece	0		0.0%				
System total				1230	30	34	97.6%

Accidents

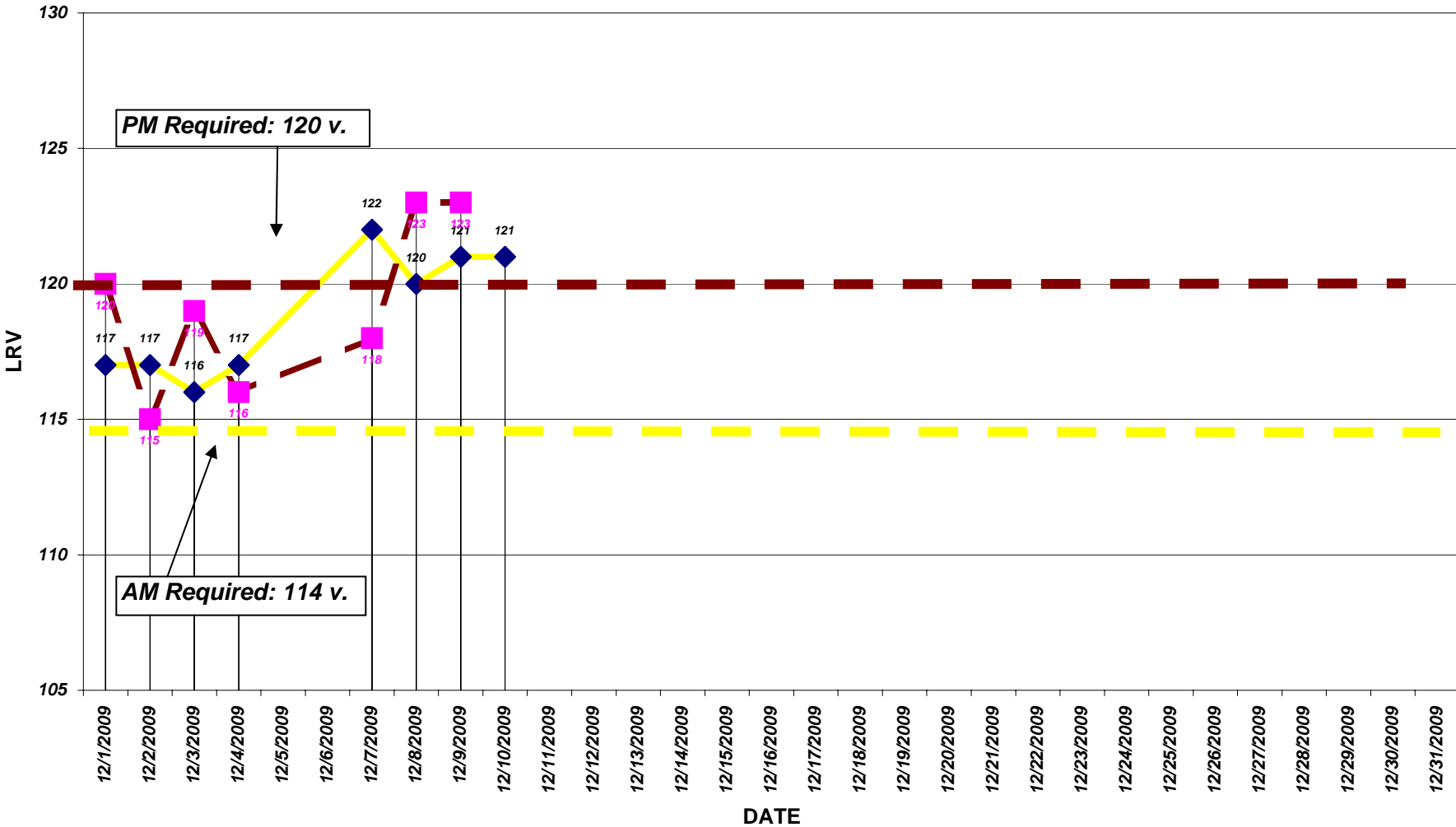
Wed Dec 09, 2009

TIME DATE	CALL FROM DIVISION	To CC	OP#	RUN	LINE	VEH	LOCATION	NATURE OF OCCURRENCE ACTION TAKEN	DELAY			
									DI	START	END	CC
07:47 12/09/09	R OPERATOR WO	29	3298	38	54	8402	GENEVA & MISSION (OB)	ACCIDENT COACH & AUTO, NO INJURY.	OB	07:47	08:25	30
							1081573	INSP J CLARK CLEARED. AUTO LEFT BEFORE THE INSPECTOR^S ARRIVAL. MINOR DAMAGE TO LEFT LOWER FRONT OF COACH. NO OP 799. COACH WAS SENT BACK IN SERVICE. SYSTEM SAFETY*. VEH DELAY: 00:38				
08:01 12/09/09	R OPERATOR WO	26	2941	116	18	8405	SKYLINE & HERBERT (IB)	COACH & AUTO COLLIDE(COACH REAR ENDED)	IB	08:01	10:40	29
							1081590	WILCHER MINOR NO 799 SAFETY* CLAIMS#6A40* VEH DELAY: 02:39				
08:31 12/09/09	R OPERATOR FL	26	3329	420	38L	6252	MARKET & 3RD ST (IB)	ACCIDENT COACH & TRUCK, NO INJURY.	IB	08:31	09:24	30
							1081580	INSP L DAVIS CLEARED. RIGHT FRONT TIRE OF COACH MADE CONTACT LEFT FRONT OF TRUCK. NO DAMAGE TO COACH. FRONT BUMPER AND LEFT MIRROR DAMAGES TO TRUCK. NO OP 799. COACH WAS SENT BACK IN SERVICE. SYSTEM SAFETY*. MGR TC JOHNSON*. CLAIMS 6A40*. VEH DELAY: 00:53				
09:33 12/09/09	R OPERATOR FL	26	1022	488	8X	6271	HARRISON & 11TH ST (PI)	ACCIDENT COACH & AUTO, NO INJURY.	PI	09:33	10:04	30
							1081566	INSP L DAVIS CLEARED. NO DAMAGE TO COACH. MINOR DAMAGE TO AUTO. NO OP 799. SYSTEM SAFETY*. VEH DELAY: 00:31				
13:01 12/09/09	R OPERATOR PO	12	3387	435	24	5418	DIVISADERO & MCALLISTER (OB)	STUCK WHEELCHAIR LIFT WITH PASSENGER	OB	13:01	13:16	30
							1081631	SFPD REMOVED THE PASSENGER. PRESIDIO SHOP 091 CLEARED. VEH DELAY: 00:15				

Line Delays \geq 20 Minutes

TIME DATE	CALL FROM DIVISION	TO CC	OP#	RUN	LINE	VEH	LOCATION	NATURE OF OCCURRENCE ACTION TAKEN	DELAY			
									DI	START	END	CC
17:27 12/09/09	R OPERATOR ME	23	843	102	J	1438	VAN NESS STATION (IB)	OPERATOR REPORT OVERHEAD DOWN (OPEN FEEDER CH.21 @ 2137HRS, & CC. 22 @ 1725HRS,	IB	17:27	04:00	13
							1081686	M. ELLIS , 4-M-9*, 4-C-91*, WEST PORTAL STATION, D. HILL * , P. PACULBA*, OHL- 859, 2 OVERHEAD CREWS, OHL - 820, 4-S-24, & 4-S-27, 2-M-3, 4-M-3, 2-M-8, SYSTEM SAFETY*, KEN ANDERSON*, 2-M-5 STATIONARY ENGINEER, 311*, S. LAU*, F. ALEJANDRO, T, KENNEDY*, J. TRUE, J. KELLY*, D. BANBURY*, E. BELBARRIO*, S. BRITT*, T. ARANAS, J. HOULIHAN*, BART*, LSGP, PHONE TREE, M. ELLIS, METRO SHOP* MME SHOP*, EMB*, VEH DELAY: 10:33 LINE DELAY: 08:03				
18:36 12/09/09	R OPERATOR WO	25	3444	252	29	8167	GARFIELD & VERNON (OB)	SFFD/SFPD/MEDICS BLOCKING	OB	19:23	19:30	25
							1081688	RE-ROUTE 29 LINE I/O. INSP.HENDERSON CLEARED VEH DELAY: 00:07 LINE DELAY: 01:42				
21:35 12/09/09	R OPERATOR ME	1	2157	132	M	1440	CASTRO CROSS OVER (OB)	LOCKED SWITCH	OB	21:35	21:57	13
							1081667	LSGP , PHONE TREE, EMB*, W.P.* , 4-S-49 J. IRIZARRY CLEARED VEH DELAY: 00:22 LINE DELAY: 00:22				

LIGHT RAIL VEHICLES AM/PM Required & Availability



◆ AM Availability
 -■- PM Availability

Date	Day of week	A.M.	P.M.
Light Rail Vehicles (LRVs) Availability - Peak			
December 2009			
12/01/09	TUESDAY	117	120
12/02/09	WEDNESDAY	117	115
12/03/09	THURSDAY	116	119
12/04/09	FRIDAY	117	116
12/07/09	MONDAY	122	118
12/08/09	TUESDAY	120	123
12/09/09	WEDNESDAY	121	123
12/10/09	THURSDAY	121	
12/11/09	FRIDAY		
12/14/09	MONDAY		
12/15/09	TUESDAY		
12/16/09	WEDNESDAY		
12/17/09	THURSDAY		
12/18/09	FRIDAY		
12/21/09	MONDAY		
12/22/09	TUESDAY		
12/23/09	WEDNESDAY		
12/24/09	THURSDAY		
12/25/09	FRIDAY (HOLIDAY)		
12/28/09	MONDAY		
12/29/09	TUESDAY		
12/30/09	WEDNESDAY		
12/31/09	THURSDAY		

	Maintenance Holds
Green Division	
Daily Maintenance Morning Status Report	
December 10, 2009	
Light Rail Vehicles (LRVs) on Hold Status @ 7:30 a.m.	

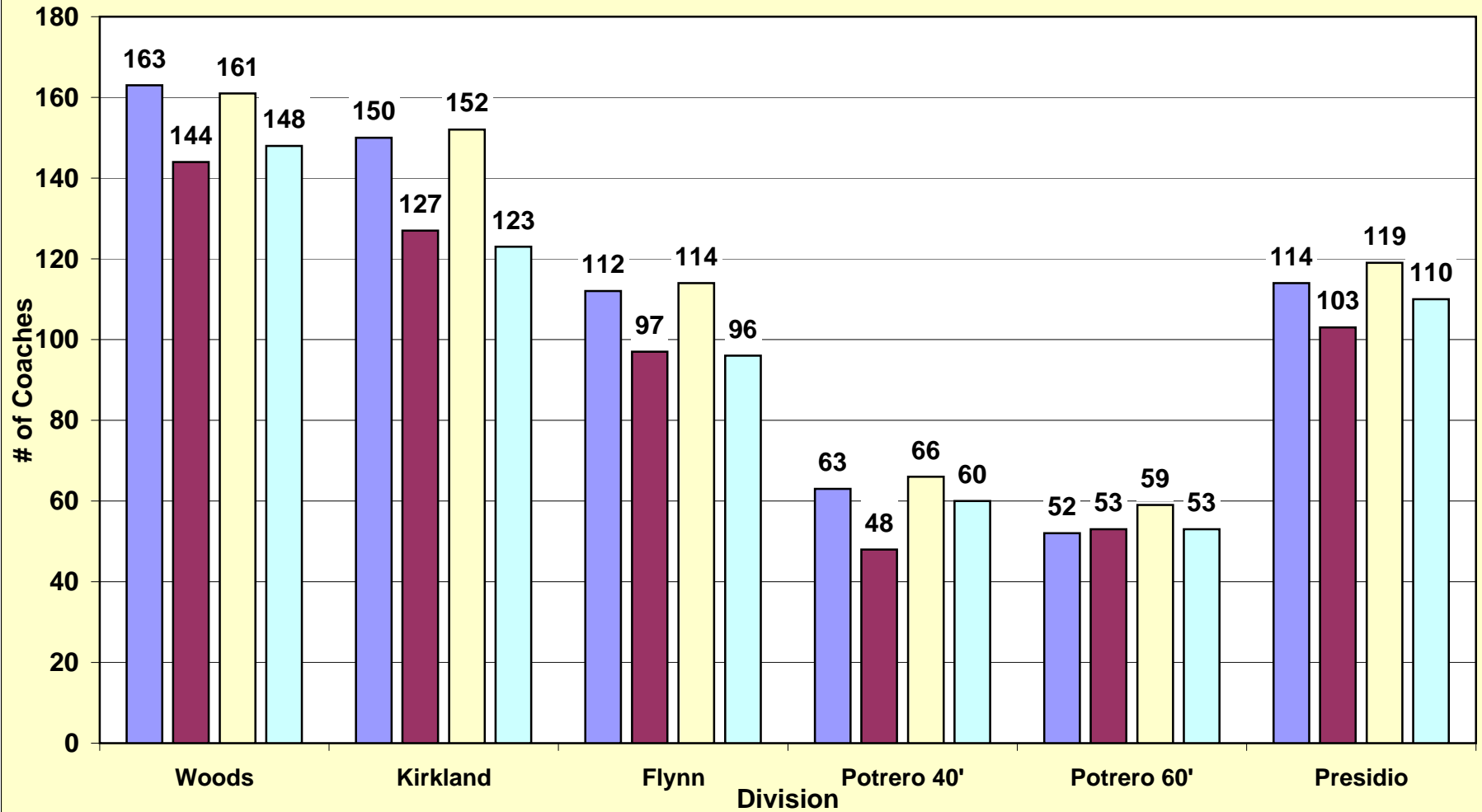
AIR SUPPLY SYSTEM	0
AUTOMATIC TRAIN CONTROL SYSTEM (ATCS)	0
BRAKE SYSTEM	2
COUPLER	0
DOORS / STEPS	2
HEATING/VENTILATION/AIR CONDITIONING (HVAC)	0
LIGHT / MIRROR/WIPER/ARTIC	0
PANTOGRAPHS	1
PROPULSION/BLOWER MOTOR	3
TRUCK NOISE/ FLAT	1
PREVENTIVE MAINTENANCE	4
SUPPORT SHOP	3
BODY/PAINT/LEAKER	1
FLEET APPEARANCE/SPECIAL EVENT	0
AWAITING PARTS	1
DESTSIGN / ELECTRICAL/ELECTRONIC	0
ACCIDENT/DERAIL/INVESTIGATION	0
BREDA / VENDOR	2
ENGR / PROJECT	2
LONG TERM HOLDS	8
QUALITY ASSURANCE	0

TOTAL **30**

	LRV2/3	PCC	Milan	Historic
Green Division Daily Maintenance				
December 10, 2009				
Morning Status Report @ 7:30 a.m.				
Fleet size	151	21	10	8
Present demand (AM)	114	13	4	3
Maintenance Holds	30	8	4	4
Equipment available for service @ 7:30 a.m.	121	13	6	4

Motor & Trolley Coaches Availability
 A.M. 12/10/09 & 12/9/09 P.M. Peak Time

■ Equipment available for service @ 7:45 a.m.
 ■ Final a.m. pull-out
 ■ Equipment available for service @ 5:30 p.m.
 ■ Final p.m. pull-out



	Woods	Kirkland	Flynn	Subtotal Diesel	Potrero 40'	Potrero 60'	Presidio	Subtotal Trolley	Totals
Bus Maintenance Morning Status Report									
Information Reported by Each Division									
Morning (a.m.) availability									
12/10/09									
Fleet size	181	155	124	460	75	73	165	313	773
Present demand	148	127	97	372	48	53	103	204	576
Extra service	2	0	0	2	N/A	N/A	N/A	N/A	2
Scheduled maintenance	5	1	7	13	0	2	2	4	17
Campaigns / retrofits	5	0	1	6	0	0	0	0	6
Maintenance Holds	18	5	12	35	12	21	51	84	119
Awaiting parts	2	0	0	2	4	4	20	28	30
Radio	0	0	0	0	0	1	0	1	1
Farebox	0	0	0	0	0	0	0	0	0
Equipment available for service @ 7:45 a.m.	163	150	112	425	63	52	114	229	654
Final a.m. pull-out	144	127	97	368	48	53	103	204	572
Reserve fleet usage	0	0	0	0	0	1	0	1	1
Trolley hot body defects	N/A	N/A	N/A	N/A	0	0	1	1	1
Operator not outs	4	0	0	4	0	0	0	0	4
Afternoon (p.m.) availability									
12/9/09									
Fleet size	181	155	124	460	75	73	165	313	773
Present demand	149	123	97	369	63	54	110	227	596
Extra service	0	0	0	0	N/A	N/A	N/A	N/A	0
Scheduled maintenance	6	1	5	12	0	0	0	0	12
Campaigns / retrofits	5	0	0	5	0	0	0	0	5
Maintenance holds	20	3	10	33	9	14	46	69	102
Awaiting parts	2	0	0	2	4	4	21	29	31
Radio	0	0	0	0	0	0	0	0	0
Farebox	0	0	0	0	0	0	0	0	0
Equipment available for service @ 5:30 p.m.	161	152	114	427	66	59	119	244	671
Final p.m. pull-out	148	123	96	367	60	53	110	223	590
Reserve fleet usage	0	0	0	0	0	0	0	0	0
Trolley hot body defects	N/A	N/A	N/A	N/A	0	0	0	0	0
Operator not outs	1	0	1	2	3	1	0	4	6

	Schedul ed	Total Unavailable	Sick	Vacation	Unplanned Leave*	Other Reasons+	Total Unavailable	Sick	Vacation	Unplanned Leave*	Other Reasons+
Full-Time Operators Absenteeism											
Day: WEDNESDAY, DECEMBER 9, 2009											
Green	263	70	21	10	25	14	26.6	8.0	3.8	9.5	5.3
Cable Car	142	32	10	4	12	6	22.5	7.0	2.8	8.5	4.2
Potrero	249	63	23	5	22	13	25.3	9.2	2.0	8.8	5.2
Presidio	189	26	10	4	6	6	13.8	5.3	2.1	3.2	3.2
Kirkland	251	36	18	6	6	6	14.3	7.2	2.4	2.4	2.4
Woods	320	57	17	7	14	19	17.8	5.3	2.2	4.4	5.9
Flynn	196	49	18	6	14	11	25.0	9.2	3.1	7.1	5.6
Total	1,610	333	117	42	99	75	20.7%	7.3%	2.6%	6.1%	4.7%

Summary For The Last 7 Days

WEDNESDAY 12 02	1,582	335	124	36	119	56	21%	8%	2%	8%	4
THURSDAY 12 03	1,567	336	121	34	114	67	21%	8%	2%	7%	4
FRIDAY 12 04	1,604	361	130	35	120	76	23%	8%	2%	8%	5
SATURDAY 12 05	1,117	264	87	30	83	64	24%	8%	3%	7%	6
SUNDAY 12 06	1,063	250	83	20	84	63	24%	8%	2%	8%	6
MONDAY 12 07	1,604	350	127	39	108	76	22%	8%	2%	7%	5
TUESDAY 12 08	1,595	312	103	44	95	70	20%	6%	3%	6%	4

* **Unplanned leave includes:** absent without leave (AWOL), claimed industrial injury, leaves, suspension, sick on run...

+ **Other reasons includes:** 1 Day vacation, banked holiday, floating holiday, jlmb, birthday, non-driving status, training.