




**Muni  
Service Delivery  
Daily Report**

Wednesday, September 2, 2009





## Content

• Not outs for the a.m. rush hour	3
• Not outs for the p.m. rush hour	4
• Daily not outs & RDO report	5
• Accidents & line delays > 20 minutes	6
• Vehicles availability and maintenance reports	
Light Rail Vehicles Count (chart)	8
Light Rail Maintenance Hold	9
Light Rail Maintenance Available	10
Light Rail Maintenance Count	11
Motor & Trolley Buses Pull Outs (chart)	12
Motor & Trolley Buses Pull Outs (details)	13
• Operators absenteeism report	14

Not-Outs: No Operators	Not-Outs: No Equipment	Late Pull-outs: No Operators	Late Pull-outs: No Equipment	Lines affected
------------------------	------------------------	------------------------------	------------------------------	----------------

**THURSDAY 09/03/09 AM NOLO REPORT**

<b>Cable Car</b>	0	0	0	0	
<b>Flynn</b>	0	0	0	0	
<b>Kirkland</b>	10	0	0	0	12=1; 2=1; 10=1; 43=1; 1X=2; 47=2; 30X=1; 19=1
<b>Woods</b>	5	0	0	0	30X=1; 16X=2; 44=1; 48=1;
<b>Potrero</b>	1	11	1	2	41=1
<b>Presidio</b>	0	0	0	0	
	<i>Metro</i>	1	0	1	K=1
	<i>F line</i>	0	0	0	
<b>TOTAL</b>	17	11	2	3	

**Special Events**

Division

**REPORT DATA AS OF 0740 AM**

Not-Outs: No Operators	Not-Outs: No Equipment	Late Pull-outs: No Operators	Late Pull-outs: No Equipment	Lines affected
------------------------------	------------------------------	---------------------------------	---------------------------------	----------------

**09 02 09 WEDNESDAY PM NOLO REPORT**

<b>Cable Car</b>	0	0	0	0	
<b>Flynn</b>	2	0	2	0	14L=1 38=1
<b>Kirkland</b>	8	0	0	0	2=2 10=2 19=1 28=1 38=1 47=1
<b>Woods</b>	8	0	0	0	7=2 30X=1 54=2 48=2 67=1
<b>Potrero</b>	3	0	1	0	7=1 14=1 24=1
<b>Presidio</b>	0	0	0	0	
<b>Metro</b>	8	0	1	0	KT=2 L=3 M=2 N=1
<b>F line</b>	1	0	0	0	
<b>TOTAL</b>	30	0	4	0	

<b>Special Events</b>
Division
<b>REPORT DATA COMPILED AS OF - 1600HRS</b>

	Runs Missed	RDO	Missed Runs %	Daily Runs Scheduled	Daily Runs Missed	Daily RDO	Daily Missed Runs %
<b>Missed Service By Division Due To No Regular Day Off (RDO)</b>							
<b>Weekday 9/02/2009</b>							
Revised 6/15/09							
<b>Cable Car one-piece</b>	1	3	4.5%	49	1	3	2.0%
<b>Cable Car multi-piece</b>	0		0.0%				
<b>Flynn one-piece</b>	1	0	2.6%	154	1	0	0.6%
<b>Flynn multi-piece</b>	0		0.0%				
<b>Kirkland one-piece</b>	3	5	5.3%	212	6	5	2.8%
<b>Kirkland multi-piece</b>	6		5.9%				
<b>Woods one-piece</b>	4	10	4.6%	251	9	10	3.6%
<b>Woods multi-piece</b>	10		10.0%				
<b>Potrero one-piece</b>	1	2	1.5%	212	1	2	0.5%
<b>Potrero multi-piece</b>	0		0.0%				
<b>Presidio one-piece</b>	1	3	1.9%	174	1	3	0.6%
<b>Presidio multi-piece</b>	0		0.0%				
<b>Metro one-piece</b>	2	4	3.0%	146	4	4	2.7%
<b>Metro multi-piece</b>	4		8.2%				
<b>F Line one-piece</b>	4	0	40.0%	33	7	0	21.2%
<b>F Line multi-piece</b>	6		66.7%				
<b>System total</b>				1231	30	27	2.4%

# Accidents

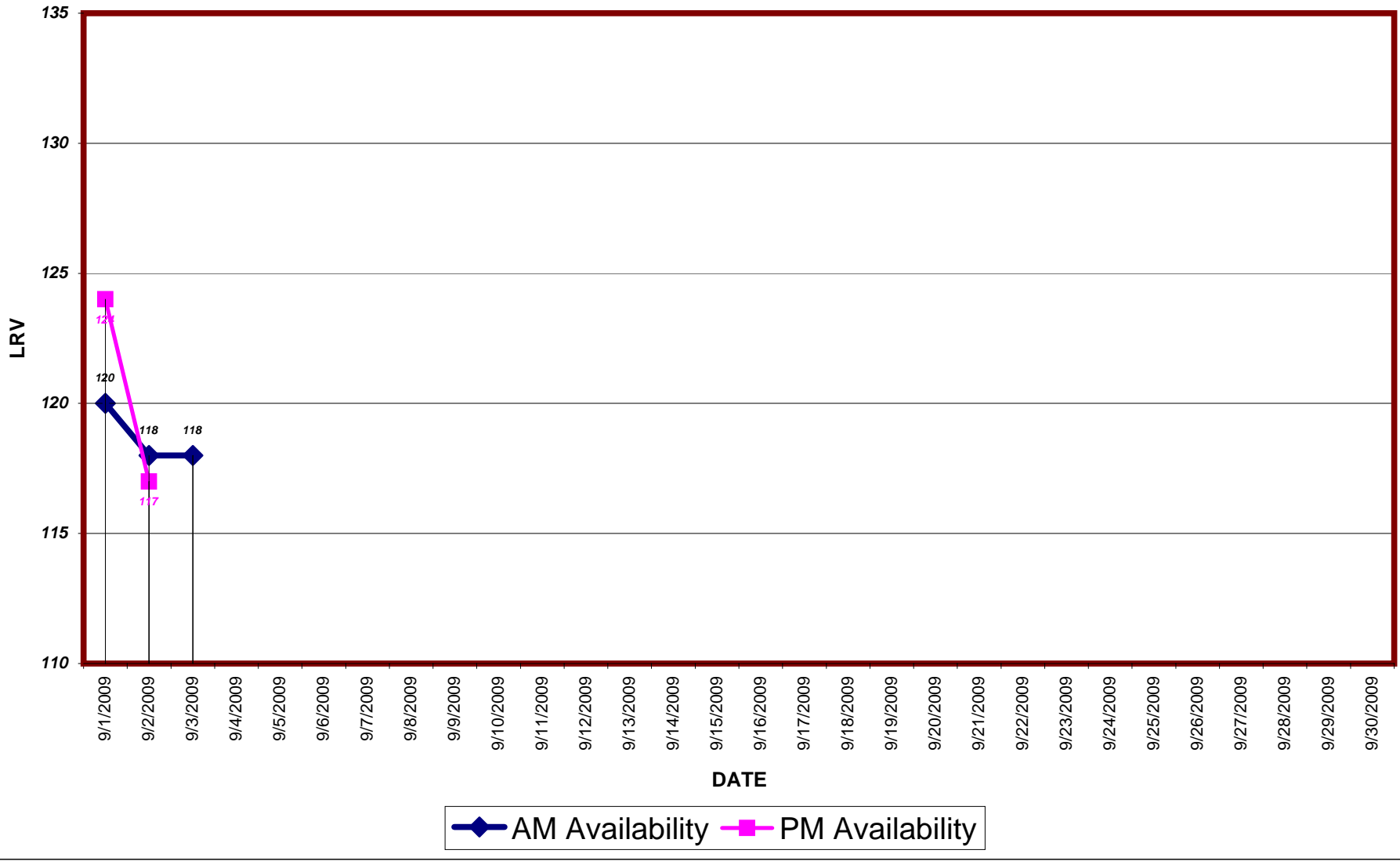
Wed Sep 02, 2009

TIME DATE	CALL FROM DIVISION	TO CC	OP#	RUN	LINE	VEH	LOCATION	NATURE OF OCCURRENCE ACTION TAKEN	DELAY			
									DI	START	END	CC
08:28 09/02/09	R OPERATOR PO	11	2717	404	22	5469	FILLMORE & PINE (IB)	ACCIDENT COACH/AUTO NO DAMAGE TO COACH.AUTO R MIRROR BROKEN. COACH IN ZONE	IB	08:28	08:57	40
							<b>1064909</b>	INSP.T66 TUCKER,E;SYSTEM SAFETY NOTIFIED VEH DELAY: <b>00:29</b>				
12:12 09/02/09	R OPERATOR KI	17	2263	732	43	8304	STANYAN & PARNASSUS (IB)	COACH/AUTO MINOR ACCIDENT	IB	12:12	13:00	40
							<b>1064970</b>	INSP E. VICKERS, CLEARED, VIDEO*, SYSTEM SAFETY* VEH DELAY: <b>00:48</b>				
19:37 09/02/09	R OPERATOR PO	26	2725	479	22	5465	16TH ST & GUERRERO (IB)	COACH/.AUTO MINOR ACCIDENT	IB	19:37	20:47	07
							<b>1065069</b>	INSP VEACRUZ CLEARED, VIDEO* SYSTEM SAFETY* VEH DELAY: <b>01:10</b>				

## Line Delays $\geq$ 20 Minutes

TIME DATE	CALL FROM DIVISION	TO CC	OP#	RUN	LINE	VEH	LOCATION	NATURE OF OCCURRENCE ACTION TAKEN	DELAY			
									DI	START	END	CC
20:31 09/02/09	R OPERATOR GV	87	1282	175	F	1062	MARKET & MONTGOMERY (OB)	NO FORWARD MOTION	OB	20:31	20:57	86
						1065100	MRU 4S37 & 4S30 CLEARED. INSP.CHAVEZ*, 183/F/1077 RESCUE CAR. OPERATORS & PASSENGERS NOTIFIED. SI GREEN N/R [EOR 20:42] VEH DELAY: 00:11 LINE DELAY: 00:26		LD	20:31	20:57	

# LIGHT RAIL AM/PM Availability





Date	Day of week	A.M.	P.M.
<b>Light Rail Vehicles (LRVs) Availability - Peak</b>			
September 2009			
09/01/09	TUESDAY	120	124
09/02/09	WEDNESDAY	118	117
09/03/09	THURSDAY	118	
09/04/09	FRIDAY		
09/07/09	MONDAY		
09/08/09	TUESDAY		
09/09/09	WEDNESDAY		
09/10/09	THURSDAY		
09/11/09	FRIDAY		
09/14/09	MONDAY		
09/15/09	TUESDAY		
09/16/09	WEDNESDAY		
09/17/09	THURSDAY		
09/18/09	FRIDAY		
09/21/09	MONDAY		
09/22/09	TUESDAY		
09/23/09	WEDNESDAY		
09/24/09	THURSDAY		
09/25/09	FRIDAY		
09/28/09	MONDAY		
09/29/09	TUESDAY		
09/30/09	WEDNESDAY		

	<b>Maintenance Holds</b>
<b>Green Division</b> <b>Daily Maintenance Morning Status Report</b> <b>9/3/2009</b> <b>Thursday</b> Light Rail Vehicles (LRVs) on Hold Status @ 7:30 a.m.	

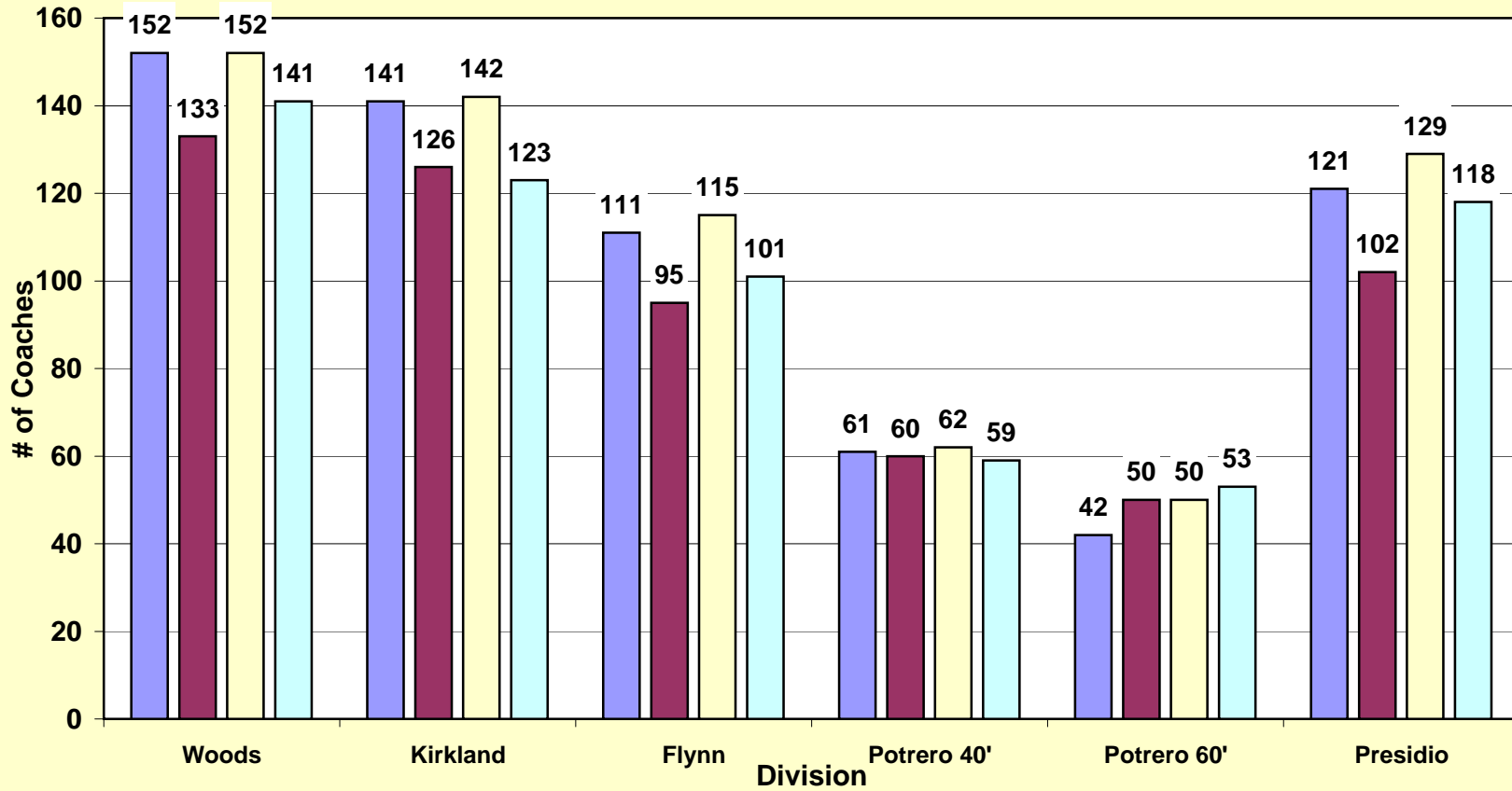
AIR SYSTEM	0
ATCS	0
BRAKE SYSTEM	0
COUPLER	0
DOORS / STEPS	2
HVAC / AIR COMF.	1
LIGHT / MIRROR	0
PANTOGRAPHS	1
PROPULSION	2
TRUCK NOISE/ FLAT/	1
PM / WEEKLY	4
SUPPORT SHOP	6
BODY/PAINT SHOP	3
FLEET APPEARANCE	0
PARTS	1
DESTSIGN / ELECT.	1
ACCIDENT & DERAIL	2
BREDA / VENDOR	0
ENGR / PROJECT	1
LONG TERM HOLDS	8
QUALITY ASSURANCE	0

**TOTAL** **33**

	<b>LRV2/3</b>	<b>PCC</b>	<b>Milan</b>	<b>Historic</b>
<b>Green Division Daily Maintenance</b>				
<b>Thursday 9/3/2009</b>				
Morning Status Report @ 7:30 a.m.				
<b>Fleet size</b>	151	21	10	8
<b>Present demand</b>	114	13	4	3
<b>Maintenance Holds</b>	<b>33</b>	<b>10</b>	<b>3</b>	<b>2</b>
<b>Equipment available for service @ 7:30 a.m.</b>	<b>118</b>	<b>11</b>	<b>7</b>	<b>6</b>

**Motor & Trolley Coaches Availability**  
 A.M. 9/3/09 & 9/2/09 P.M. Peak Time

■ Equipment available for service @ 7:45 a.m.  
 ■ Final a.m. pull-out  
 ■ Equipment available for service @ 5:30 p.m.  
 ■ Final p.m. pull-out



	Woods	Kirkland	Flynn	Subtotal Diesel	Potrero 40'	Potrero 60'	Presidio	Subtotal Trolley	Totals
<b>Bus Maintenance Morning Status Report</b>									
Information Reported by Each Division									
<b>Morning (a.m.) availability</b>									
<b>9/3/09</b>									
Fleet size	181	155	124	460	75	74	165	314	774
Present demand	138	137	95	370	61	50	102	213	583
Extra service	0	0	0	0	N/A	N/A	N/A	N/A	0
Scheduled maintenance	5	1	7	13	1	2	2	5	18
Campaigns / retrofits	11	0	1	12	0	0	0	0	12
Maintenance Holds	29	14	13	56	14	32	44	90	146
Awaiting parts	1	0	0	1	9	6	12	27	28
Radio	0	1	0	1	0	0	0	0	1
Farebox	0	0	0	0	0	0	0	0	0
Equipment available for service @ 7:45 a.m.	152	141	111	404	61	42	121	224	628
Final a.m. pull-out	133	126	95	354	60	50	102	212	566
Reserve fleet usage	0	0	0	0	0	1	0	1	1
Trolley hot body defects	N/A	N/A	N/A	N/A	0	0	4	4	4
Operator not outs	5	11	0	16	1	0	0	1	17
<b>Afternoon (p.m.) availability</b>									
<b>9/2/09</b>									
Fleet size	181	155	124	460	75	74	165	314	774
Present demand	143	126	101	370	59	53	118	230	600
Extra service	8	0	0	8	N/A	N/A	N/A	N/A	8
Scheduled maintenance	4	1	4	9	0	0	0	0	9
Campaigns / retrofits	10	0	0	10	0	0	0	0	10
Maintenance holds	29	13	9	51	13	24	36	73	124
Awaiting parts	1	1	0	2	9	6	12	27	29
Radio	0	0	0	0	0	0	0	0	0
Farebox	0	0	0	0	0	0	0	0	0
Equipment available for service @ 5:30 p.m.	152	142	115	409	62	50	129	241	650
Final p.m. pull-out	141	123	101	365	59	53	118	230	595
Reserve fleet usage	0	0	0	0	0	3	0	3	3
Trolley hot body defects	N/A	N/A	N/A	N/A	0	0	4	4	4
Operator not outs	2	3	0	5	0	0	0	0	5

	Scheduled	Total Unavailable	Sick	Vacation	Unplanned Leave*	Other Reasons+	Total Unavailable	Sick	Vacation	Unplanned Leave*	Other Reasons+
<b>Full-Time Operators Absenteeism</b>											
<b>Day: WEDNESDAY, SEPTEMBER 2, 2009</b>											
Green	256	66	23	10	21	12	25.8	9.0	3.9	8.2	4.7
Cable Car	130	27	6	3	10	8	20.8	4.6	2.3	7.7	6.2
Potrero	281	61	27	10	15	9	21.7	9.6	3.6	5.3	3.2
Presidio	207	35	14	4	9	8	16.9	6.8	1.9	4.3	3.9
Kirkland	251	53	19	8	15	11	21.1	7.6	3.2	6.0	4.4
Woods	305	68	19	11	27	11	22.3	6.2	3.6	8.9	3.6
Flynn	200	42	17	6	14	5	21.0	8.5	3.0	7.0	2.5
<b>Total</b>	<b>1,630</b>	<b>352</b>	<b>125</b>	<b>52</b>	<b>111</b>	<b>64</b>	<b>21.6%</b>	<b>7.7%</b>	<b>3.2%</b>	<b>6.8%</b>	<b>3.9%</b>

<b>Summary For The Last 7 Days</b>											
WEDNESDAY 8 26	1,639	342	99	52	122	69	21%	6%	3%	7%	4
THURSDAY 8 27	1,624	345	99	50	127	69	21%	6%	3%	8%	4
FRIDAY 8 28	1,662	382	137	51	127	67	23%	8%	3%	8%	4
SATURDAY 8 29	1,129	289	107	37	86	59	26%	10%	3%	8%	5
SUNDAY 8 30	1,081	245	92	31	76	46	23%	8%	3%	7%	4
MONDAY 9 01	1,656	365	123	54	121	67	22%	7%	3%	7%	4
TUESDAY 9 02	1,625	363	118	58	112	75	22%	7%	4%	7%	5

\* **Unplanned leave includes:** absent without leave (AWOL), claimed industrial injury, leaves, suspension, sick on run...  
+ **Other reasons includes:1 Day vacation,** banked holiday, floating holiday, jlmb, birthday, non-driving status, training.