




**Muni
Service Delivery
Daily Report**

Wednesday, September 23, 2009





Content

• Not outs for the a.m. rush hour	3
• Not outs for the p.m. rush hour	4
• Daily not outs & RDO report	5
• Accidents & line delays > 20 minutes	6
• Vehicles availability and maintenance reports	
Light Rail Vehicles Count (chart)	9
Light Rail Maintenance Hold	10
Light Rail Maintenance Available	11
Light Rail Maintenance Count	12
Motor & Trolley Buses Pull Outs (chart)	13
Motor & Trolley Buses Pull Outs (details)	14
• Operators absenteeism report	15

Not-Outs: No Operators	Not-Outs: No Equipment	Late Pull-outs: No Operators	Late Pull-outs: No Equipment	Lines affected
------------------------	------------------------	------------------------------	------------------------------	----------------

THURSDAY 09/24/09 AM NOLO REPORT

<i>Cable Car</i>	0			
<i>Flynn</i>	0			
<i>Kirkland</i>	4		1	28=1; 10=1; 43=1; 47=1
<i>Woods</i>	6			26=1; 54=1; 29=1; 67=1; 44=1; 27=1
<i>Potrero</i>	3		1	7=1; 41=1; 30=1
<i>Presidio</i>	0		1	
<i>Metro</i>	1			M=1
<i>F line</i>	0		1	
TOTAL	14		4	

Special Events				

Division				

REPORT DATA AS OF 0740 AM

Not-Outs: No Operators	Not-Outs: No Equipment	Late Pull-outs: No Operators	Late Pull-outs: No Equipment	Lines affected
------------------------------	------------------------------	---------------------------------	---------------------------------	----------------

WEDNESDAY 09 23 09 PM NOLO REPORT

Cable Car	0	0	0	0	
Flynn	10	0	1	0	2=9 4=9X 1=14L 3=38
Kirkland	1	0	0	0	1=19
Woods	11	0	0	0	1=23 1=26 1=27 2=29 1=36 1=52 2=54 2=71
Potrero	4	0	0	0	1=6 1=7 1=22 1=41
Presidio	0	0	0	0	
Metro	1	0	1	3	1=M
F line	4	0	0	0	
TOTAL	31	0	1	0	

Special Events
Division
REPORT DATA COMPILED AS OF - 1600HRS

	Runs Missed	RDO	Missed Runs %	Daily Runs Scheduled	Daily Runs Missed	Daily RDO	Daily Missed Runs %
Missed Service By Division Due To No Regular Day Off (RDO)							
Weekday 9/23/2009							
Revised 6/15/09							
Cable Car one-piece	0	5	0.0%	49	0	5	0.0%
Cable Car multi-piece	0		0.0%				
Flynn one-piece	2	3	5.3%	154	4	3	2.6%
Flynn multi-piece	4		5.9%				
Kirkland one-piece	0	0	0.0%	212	0	0	0.0%
Kirkland multi-piece	0		0.0%				
Woods one-piece	5	8	5.7%	251	9	8	3.6%
Woods multi-piece	8		8.0%				
Potrero one-piece	1	0	1.5%	212	1	0	0.5%
Potrero multi-piece	0		0.0%				
Presidio one-piece	0	0	0.0%	174	0	0	0.0%
Presidio multi-piece	0		0.0%				
Metro one-piece	2	4	3.0%	146	4	4	2.7%
Metro multi-piece	4		8.2%				
F Line one-piece	1	0	10.0%	33	3	0	9.1%
F Line multi-piece	4		44.4%				
System total				1231	21	20	1.7%

Accidents

Wed Sep 23, 2009

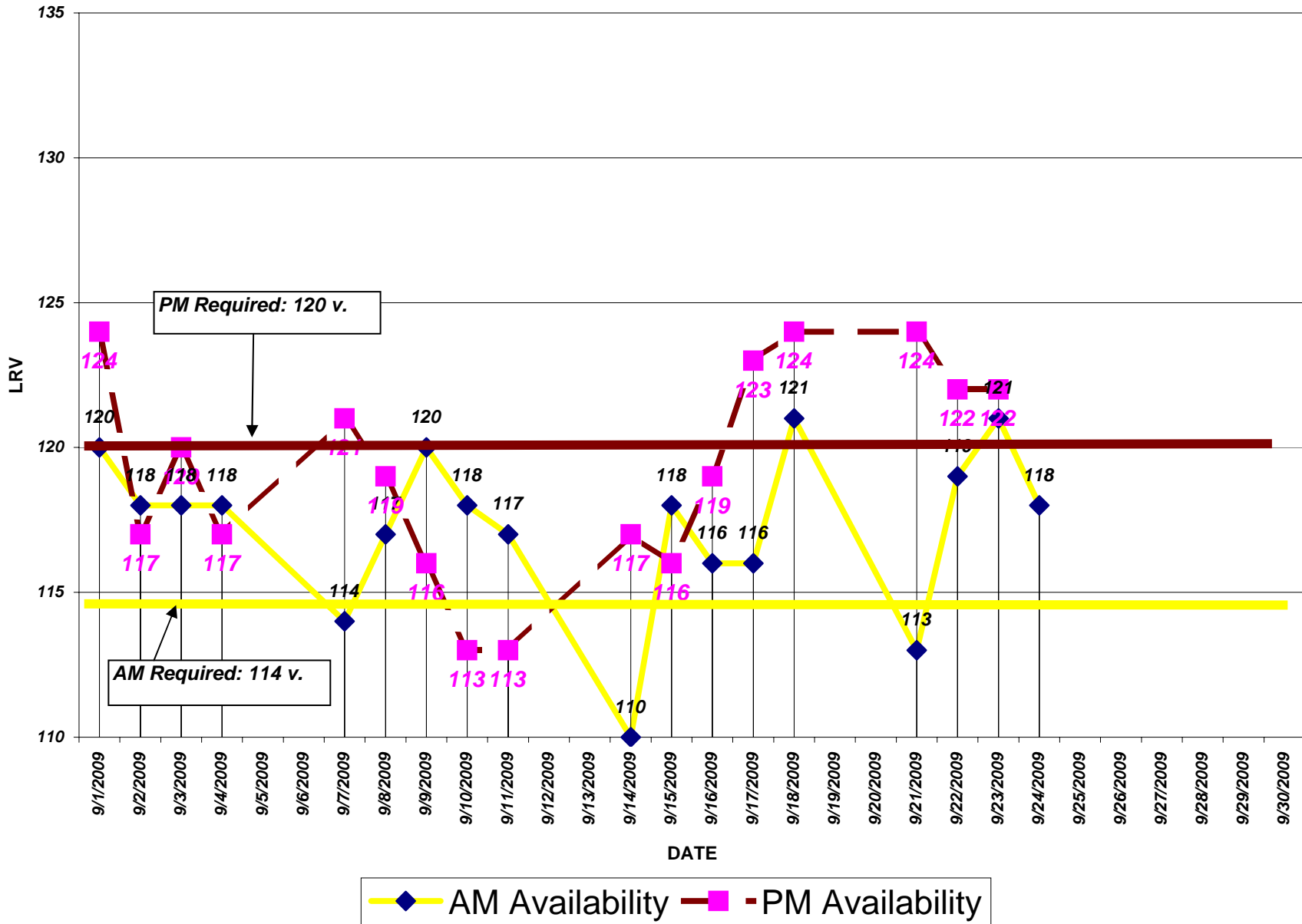
TIME DATE	CALL FROM DIVISION	TO CC	OP#	RUN	LINE	VEH	LOCATION	NATURE OF OCCURRENCE ACTION TAKEN	DELAY			
									DI	START	END	CC
06:44 09/23/09	T SFPD ME	35	0	015	N	1446	LA PLAYA & JUDAH ST (IB)	LRV/SCAVENGER TRUCK ACCIDENT	IB	06:44		74
						1068391	[LRV2=1461]AT 0644 HRS SFPD REPORTED IT OVER THE PHONE; OPERATOR HAD NO KNOWLEDGE ABOUT IT; SENIOR STAFF & SYSTEM SAFETY* CLAIMS 6-A-40* METRO DISP* RUN WAS DEADHEADED FROM KING ST & 6TH ST TO DUBOCE AVENUE & CHURCH ST. @ 0730 HRS & PULLED IN TO METRO SHOP BY ANOTHER OPERATOR; CPUC FORM; POST ACCIDENT 799; INSP G PINTO, G WILLIAMS & M ECHIVARRE* RIGHT REAR OF TRAILING CAR (1446) MADE CONTACT WITH RIGHT FRONT BUMPER OF OTHER VEHICLE. MODERATE DAMAGE TO ^B-2^ DOOR OF LRV/MODERATE DAMAGE TO FRONT BUMPER OF OTHER VEHICLE.					
08:25 09/23/09	T OPERATOR PO	39	4	407	22	5474	FILLMORE & CALIFORNIA (IB)	ALLEDGED ACCIDENT, COACH / MOTORCYCLE NO APPEARANT DAMAGE	IB	08:25	08:50	35
						1068299	INSP E.TUCKER. CLAIMS 6A40* PRESIDIO SHOP TRUCK 092 CLEAR COACH. SYSTEM SAFETY* VIDEO* TROLLEY SHOE HIT GROUND. MOTORCYCLIST TOOK TROLLEY SHOE AND LEFT SCENE. VEH DELAY: 00:25					
09:27 09/23/09	R OPERATOR WO			11	27	8162	5TH ST & MISSION (IB)	ACCIDENT, PASS FALL ON COACH	IB	09:27	10:38	35
						1068418	INSP L.DAVIS. SYSTEM SAFETY* PAGED 1032HRS. MNGR M.ESPINOZA* CLAIMS 6A40* VIDEO* DISP* MEDIC AMERICAN RESPONSE #4 TRANSPORT TO SFGH. OPER 799. INSP K.JOMOC TRANSPORT OPER TO PULL-IN COACH SI WOODS N/R VEH DELAY: 01:11					

TIME DATE	CALL FROM DIVISION	TO CC	OP#	RUN	LINE	VEH	LOCATION	NATURE OF OCCURRENCE ACTION TAKEN	DELAY			
									DI	START	END	CC
11:12 09/23/09	R OPERATOR PR	30	12	41	45	5589	TOWNSEND & 4TH ST (OB)	ACCIDENT, COACH / COACH WITH 102-30 5600 BROKEN POLE REFER TO TAG #1068398	OB	11:14	11:49	35
							1068397	INSP L.DAVIS. SYSTEM SAFETY KARTIK, MNGR M.ESPINOZA RESPOND. SHOP TRUCK 854. RELIEF OPER 119-45 WAIT FOR TOW TRUCK, WILL PULL OUT NEW COACH. SI TOWED TO PRESIDIO N/R VEH DELAY: 00:35				
11:12 09/23/09	R OPERATOR PR	30	1	102	30	5600	TOWNSEND & 4TH ST (OB)	ACCIDENT, COACH / COACH. OPER 799 REFER TO TAG #1068397	OB	11:14	11:50	35
							1068398	INSP L.DAVIS. SYSTEM SAFETY KARTIK, MNGR M.ESPINOZA RESPOND. SHOP TRUCK 854. VIDEO* VEH DELAY: 00:36				
13:03 09/23/09	R OPERATOR PO	39	15	325	22	5407	16TH STREET & POTRERO (OB)	ACCIDENT (COACH / AUTO, HIT & RUN), NO INJURY	OB	13:03	13:31	26
							1068463	INSP K. JOMOC RESP. NO INJURY, NO 799 SYSTEM SAFETY* VEH DELAY: 00:28				
13:52 09/23/09	R OPERATOR FL	07	6	407	38	6421	1ST STREET & MARKET (IB)	ACCIDENT (COACH / AUTO) AID REFUSED	IB	13:52	15:15	26
							1068454	INSP L. DAVIS, INSP E. DENNIS, MGR A. ANDREWS RESP. SFPD UNIT # 3B60, MEIC 99 RESP. AID REFUSED. SYSTEM SAFETY*, CLAIM 6A40*, VIDEO*, D. HILL*, M. TRAVIS-ALLEN* J. KELLY*, M. HARRIS*, VEH DELAY: 01:23				

Line Delays \geq 20 Minutes

TIME DATE	CALL FROM DIVISION	TO CC	OP#	RUN	LINE	VEH	LOCATION	NATURE OF OCCURRENCE ACTION TAKEN	DELAY			
									DI	START	END	CC
14:51 09/23/09	R OPERATOR ME	87	11	44	K/T	1479	BARYSHORE & SUNNNYDALE (OB)	OPERATOR FOUND OF PIECE OF METAL, BRAKE ASSEMBLY FOR A LRV,	OB	14:51		75
							1068488	MRU 4S24 TO CHECK ALL CARS FOR THE K/T LINES AT METRO EAST, 2 SHUTTLES TO BRIDGE LINE, LSGP, PA, ALL TRAINS ORDER PULL IN FOR INSPECTION, MRO 4T41 AT 3RD AND EVANS TO COORDINATE SWITCHBACKS, MRO 4T42 CHAVEZ AT 3RD AND 23 STREET MRU 4S20, SYSTEM SAFETY, UPAGE. INCIDENT DELAY LINE DELAY: 02:29	LD	14:51	17:20	

LIGHT RAIL VEHICLES AM/PM Required & Availability



Date	Day of week	A.M.	P.M.
Light Rail Vehicles (LRVs) Availability - Peak			
September 2009			
09/01/09	TUESDAY	120	124
09/02/09	WEDNESDAY	118	117
09/03/09	THURSDAY	118	120
09/04/09	FRIDAY	118	117
09/07/09	MONDAY	114	121
09/08/09	TUESDAY	117	119
09/09/09	WEDNESDAY	120	116
09/10/09	THURSDAY	118	113
09/11/09	FRIDAY	117	113
09/14/09	MONDAY	110	117
09/15/09	TUESDAY	118	116
09/16/09	WEDNESDAY	116	119
09/17/09	THURSDAY	116	123
09/18/09	FRIDAY	121	124
09/21/09	MONDAY	113	124
09/22/09	TUESDAY	119	122
09/23/09	WEDNESDAY	121	122
09/24/09	THURSDAY	118	
09/25/09	FRIDAY		
09/28/09	MONDAY		
09/29/09	TUESDAY		
09/30/09	WEDNESDAY		

	Maintenance Holds
Green Division Daily Maintenance Morning Status Report Thursday 9/24/2009 Light Rail Vehicles (LRVs) on Hold Status @ 7:30 a.m.	

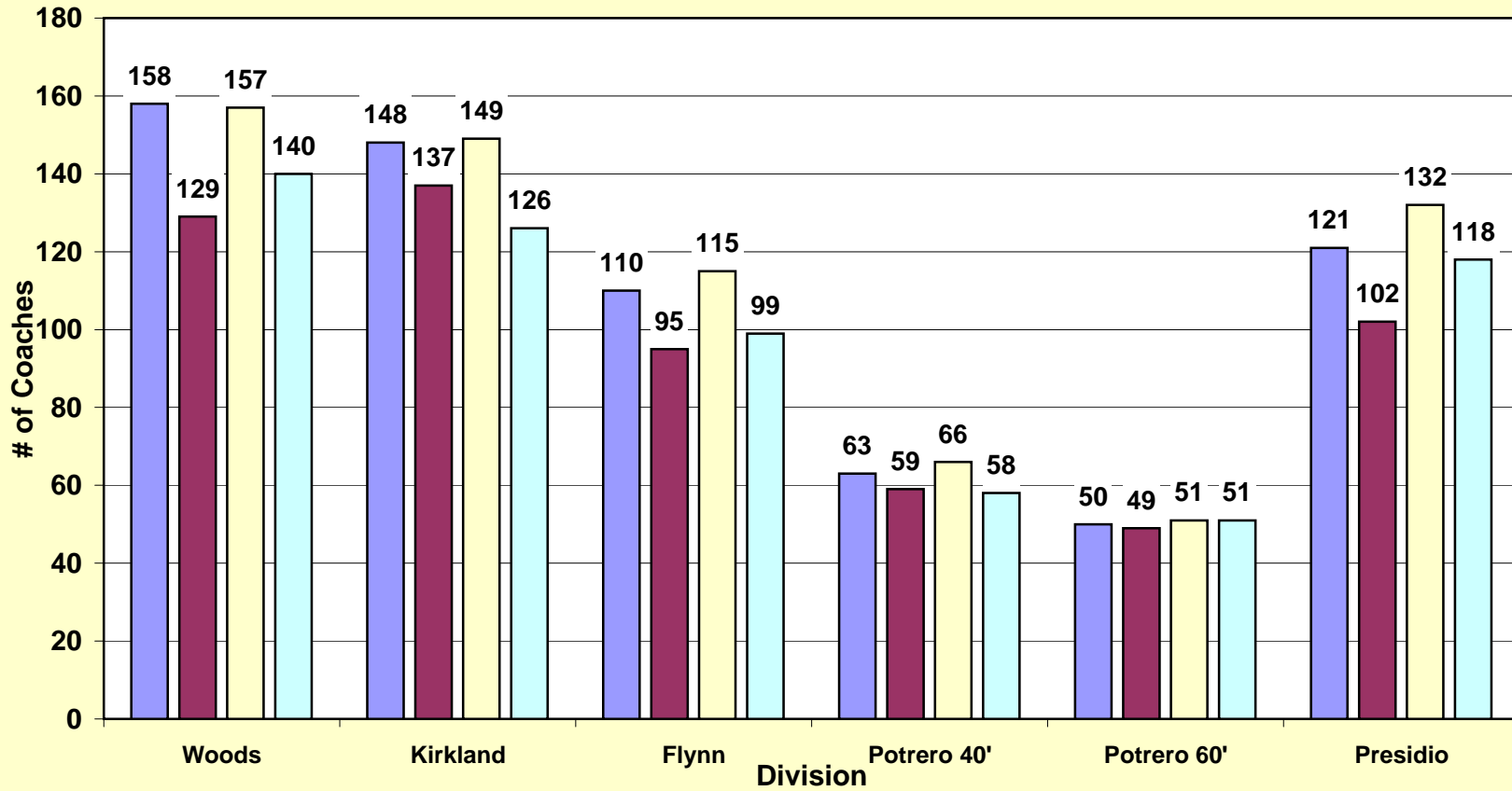
AIR SYSTEM	0
ATCS	0
BRAKE SYSTEM	1
COUPLER	0
DOORS / STEPS	0
HVAC / AIR COMF.	1
LIGHT / MIRROR	0
PANTOGRAPHS	0
PROPULSION	2
TRUCK NOISE/ FLAT/ PM / WEEKLY	6
SUPPORT SHOP	4
BODY/PAINT SHOP	1
FLEET APPEARANCE	2
PARTS	2
DESTSIGN / ELECT.	0
ACCIDENT & DERAIL	0
BREDA / VENDOR	0
ENGR / PROJECT	2
LONG TERM HOLDS	10
QUALITY ASSURANCE	0

TOTAL **33**

	LRV2/3	PCC	Milan	Historic
Green Division Daily Maintenance				
Thursday 9/24/2009				
Morning Status Report @ 7:30 a.m.				
Fleet size	151	21	10	8
Present demand AM	114	13	4	3
Maintenance Holds	33	9	3	3
Equipment available for service @ 7:30 a.m.	118	12	7	5

Motor & Trolley Coaches Availability
A.M. 9/24/09 & 9/23/09 P.M. Peak Time

■ Equipment available for service @ 7:45 a.m.
 ■ Final a.m. pull-out
 ■ Equipment available for service @ 5:30 p.m.
 ■ Final p.m. pull-out



	Woods	Kirkland	Flynn	Subtotal Diesel	Potrero 40'	Potrero 60'	Presidio	Subtotal Trolley	Totals
Bus Maintenance Morning Status Report									
Information Reported by Each Division									
Morning (a.m.) availability									
9/24/09									
Fleet size	181	155	124	460	75	73	165	313	773
Present demand	138	137	95	370	61	56	102	219	589
Extra service	0	0	0	0	N/A	N/A	N/A	N/A	0
Scheduled maintenance	4	1	6	11	1	1	0	2	13
Campaigns / retrofits	6	0	1	7	0	0	3	3	10
Maintenance Holds	23	7	14	44	12	23	44	79	123
Awaiting parts	2	3	0	5	7	17	11	35	40
Radio	0	0	1	1	0	0	1	1	2
Farebox	0	0	0	0	0	0	0	0	0
Equipment available for service @ 7:45 a.m.	158	148	110	416	63	50	121	234	650
Final a.m. pull-out	129	137	95	361	59	49	102	210	571
Reserve fleet usage	0	0	0	0	0	0	0	0	0
Trolley hot body defects	N/A	N/A	N/A	N/A	0	0	2	2	2
Operator not outs	6	2	0	8	1	0	0	1	9
Afternoon (p.m.) availability									
9/23/09									
Fleet size	181	155	124	460	75	73	165	313	773
Present demand	143	126	101	370	59	58	118	235	605
Extra service	0	0	0	0	N/A	N/A	N/A	N/A	0
Scheduled maintenance	3	1	4	8	0	0	0	0	8
Campaigns / retrofits	6	0	1	7	0	0	0	0	7
Maintenance holds	24	6	9	39	9	22	33	64	103
Awaiting parts	2	3	0	5	7	17	11	35	40
Radio	1	0	0	1	0	0	1	1	2
Farebox	1	0	0	1	0	0	0	0	1
Equipment available for service @ 5:30 p.m.	157	149	115	421	66	51	132	249	670
Final p.m. pull-out	140	126	99	365	58	51	118	227	592
Reserve fleet usage	0	0	0	0	0	0	0	0	0
Trolley hot body defects	N/A	N/A	N/A	N/A	0	0	2	2	2
Operator not outs	3	0	2	5	1	1	0	2	7

	Scheduled	Total Unavailable	Sick	Vacation	Unplanned Leave*	Other Reasons+	Total Unavailable	Sick	Vacation	Unplanned Leave*	Other Reasons+
Full-Time Operators Absenteeism											
Day: WEDNESDAY, SEPTEMBER 23, 2009											
Green	246	63	14	11	14	24	25.6	5.7	4.5	5.7	9.8
Cable Car	132	28	9	4	11	4	21.2	6.8	3.0	8.3	3.0
Potrero	281	59	29	6	16	8	21.0	10.3	2.1	5.7	2.8
Presidio	211	28	11	4	11	2	13.3	5.2	1.9	5.2	0.9
Kirkland	252	37	2	7	16	12	14.7	0.8	2.8	6.3	4.8
Woods	305	66	23	6	27	10	21.6	7.5	2.0	8.9	3.3
Flynn	198	39	21	5	13	0	19.7	10.6	2.5	6.6	0.0
Total	1,625	320	109	43	108	60	19.7%	6.7%	2.6%	6.6%	3.7%
Summary For The Last 7 Days											
WEDNESDAY 9 16	1,642	343	120	57	107	59	21%	7%	3%	7%	4
THURSDAY 9 017	1,617	364	121	53	123	67	23%	7%	3%	8%	4
FRIDAY 9 18	1,647	363	130	54	120	59	22%	8%	3%	7%	4
SATURDAY 9 19	1,143	301	122	41	77	61	26%	11%	4%	7%	5
SUNDAY 9 20	1,101	283	107	36	76	64	26%	10%	3%	7%	6
MONDAY 9 21	1,668	373	135	47	113	78	22%	8%	3%	7%	5
TUESDAY 9 22	1,626	320	114	42	103	61	20%	7%	3%	6%	4
<p>* Unplanned leave includes: absent without leave (AWOL), claimed industrial injury, leaves, suspension, sick on run...</p> <p>+ Other reasons includes: 1 Day vacation, banked holiday, floating holiday, jlmb, birthday, non-driving status, training.</p>											