



**Muni  
Service Delivery  
Daily Report**

Tuesday , November 24, 2009





## Content

• Not outs for the a.m. rush hour	3
• Not outs for the p.m. rush hour	4
• Daily not outs & RDO report	5
• Accidents & line delays > 20 minutes	6
• Vehicles availability and maintenance reports	
Light Rail Vehicles Count (chart)	9
Light Rail Maintenance Hold	10
Light Rail Maintenance Available	11
Light Rail Maintenance Count	12
Motor & Trolley Buses Pull Outs (chart)	13
Motor & Trolley Buses Pull Outs (details)	14
• Operators absenteeism report	15

<b>Not-Outs: No Operators</b>	<b>Not-Outs: No Equipment</b>	<b>Late Pull-outs: No Operators</b>	<b>Late Pull-outs: No Equipment</b>	<b>Lines affected</b>
-------------------------------	-------------------------------	-------------------------------------	-------------------------------------	-----------------------

**Runs Not Out and Late Out for Rush Hours**

**WEDNESDAY 11 25 2009**

**Morning Report**

<b>Cable Car</b>	0	0	0	0	
<b>Flynn</b>	6	0	2	0	1X=1, 9=1, 9X=2, 38=2
<b>Kirkland</b>	2	0	0	0	28=1, 43=1
<b>Woods</b>	12	0	0	0	16X=2, 23=1, 29=2, 30X=1, 36=1, 44=2, 48=2, 54=1
<b>Potrero</b>	7	0	0	0	6=1, 14=2, 24=1, 30=1, 41=2
<b>Presidio</b>	5	0	0	0	3=1, 5=3, 30=1
<b>Green</b>	0	0	0	1	
<b>F line</b>	0	0	0	0	
<b>TOTAL</b>	32	0	2	0	

**Special Events**

**Emergency Equipment Demand - Reason**

Division

Number of coaches

<b>Not-Outs: No Operators</b>	<b>Not-Outs: No Equipment</b>	<b>Late Pull-outs: No Operators</b>	<b>Late Pull-outs: No Equipment</b>	<b>Afected lines</b>
-------------------------------	-------------------------------	-------------------------------------	-------------------------------------	----------------------

**Runs Not Out and Late Out for Rush Hours**  
**TUESDAY 11 / 24 / 09**  
 Afternoon report

<b>Cable Car</b>	0	0	0	0	
<b>Flynn</b>	4	0	0	0	14X=1 9X=2 38=1
<b>Kirkland</b>	10	0	0	0	1X=1 2=1 10=2 12=2 28=2 43=1 47=1
<b>Woods</b>	9	0	0	0	27=1 29=2 36=1 54=2 71=1 89=1 48=1
<b>Potrero</b>	19	0	0	0	6=1 7=2 14=4 22=3 24=1 30=3 41=2 49=3
<b>Presidio</b>	6	0	1	0	5=1 21=3 31=2
<b>Metro</b>	2	0	0	0	S=1 N=1
<b>F line</b>	0	0	0	0	
<b>TOTAL</b>	<b>50</b>	<b>0</b>	<b>1</b>	<b>0</b>	

**Special Events**

Emergency Equipment Demand - Reason

Division

Number of coaches

**REPORT DATA COMPILED AS OF - 1600HRS**

	Runs Missed	RDO	Missed Runs %	Daily Runs Scheduled	Daily Runs Missed	Daily RDO	Daily Missed Runs %
<b>Missed Service By Division Due To No Regular Day Off (RDO)</b>							
TUESDAY 11/24/2009							
Revised 6/15/09							
<b>Cable Car</b> one-piece	0	3	0.0%	49	0	3	0.0%
<b>Cable Car</b> multi-piece	0		0.0%				
<b>Flynn</b> one-piece	2	0	5.3%	154	3	0	1.9%
<b>Flynn</b> multi-piece	2		2.9%				
<b>Kirkland</b> one-piece	6	0	10.5%	212	8	0	3.8%
<b>Kirkland</b> multi-piece	4		4.0%				
<b>Woods</b> one-piece	5	0	5.7%	251	9	0	3.6%
<b>Woods</b> multi-piece	8		8.0%				
<b>Potrero</b> one-piece	8	0	11.9%	212	12	0	5.7%
<b>Potrero</b> multi-piece	8		9.0%				
<b>Presidio</b> one-piece	5	0	9.6%	174	12	0	6.9%
<b>Presidio</b> multi-piece	14		16.5%				
<b>Metro</b> one-piece	1	10	1.5%	146	1	10	0.7%
<b>Metro</b> multi-piece	0		0.0%				
<b>F Line</b> one-piece	1	1	10.0%	33	1	1	3.0%
<b>F Line</b> multi-piece	0		0.0%				
<b>System total</b>				<b>1231</b>	<b>46</b>	<b>14</b>	<b>3.7%</b>

# Accidents

Tue Nov 24, 2009

TIME DATE	CALL FROM DIVISION	TO CC	OP#	RUN	LINE	VEH	LOCATION	NATURE OF OCCURRENCE ACTION TAKEN	DELAY			
									DI	START	END	CC
05:39 11/24/09	R OPERATOR WO	36	12	9	29	8413	FULTON & 10TH AVENUE (PO)	VEHICLE ACCIDENT (COACH & AUTO, HIT & RUN ) MINOR DAMAGE TO COACH.	PO	05:39	07:21	17
							1079236	INSP L DAVIS, MGR J STUART, MEDIC 85 TRANSPORTED OPERATOR TO SFGH, ENGINE 31, SFPD UNIT 3G1SE, VIDEO*, WOODS DISP* NO OPERATOR, FLYNN DISP*, SYSTEM SAFETY*, RESCUE OPERATOR NOT FAMILIAR WITH COACH, ISP L DAVIS PULLED IN COACH. N/R VEH DELAY: 01:42				
07:27 11/24/09	R OPERATOR PR	35	6	75	5	5593	6TH AVE & FULTON (PO)	ACCIDENT, COACH / AUTO, MINOR NO INJURIES	PO	07:27	07:50	35
							1079230	INSP B.LUM. SYSTEM SAFETY* MNGR J.STUART* VIDEO* VEH DELAY: 00:23				
13:33 11/24/09	R MRU 4S23 ME	20	3	15	N	1488	EMBARCADERO & BRYANT (IB)	COLLISION, LRV, PEDESTRIAN	IB LD	13:33	14:18	75
							1079264	[LRV2=1520]MRO 4C53 DEBONO,MGR. 4M1 S. BRITT, 4M9 E. DEL BARRIO, MGR 4M3 T. JULIAN, MRO 4C55 HAYNES; MEDIC 75 RESPONDED, CLAIMS 6A46, SFPD CASE # 091209106, LRVS BANKED, AT 6TH. AND KING STREETS, OPERATOR POST ACCIDENT DRUG TESTING, SHUTTLES, FROM CALTRAIN TO EMB-FOLSOM, FORM ^R^ FILL OUT, MINOR INJURIES; LSGP, SWITCHBACKS FOR K AND N LINES. PATRON 73 Y/O MALE, LEANING AGAINST POLE LOST BALANCE AT CROOSWALK, POSSIBLE INTOXICATED, CONTACT MADE WITH RITH SIDE 2ND CAR OF MOVING LRV, TRANSPORT TO VA HOSPITAL BY MEDIC, SFPD #3B15C, CASE# 091209106 VIDEO*,TWO SHUTTLES USED. SI KING AND 6TH. STREET N/R [EOR 14:12] VEH DELAY: 00:39 LINE DELAY: 00:45				

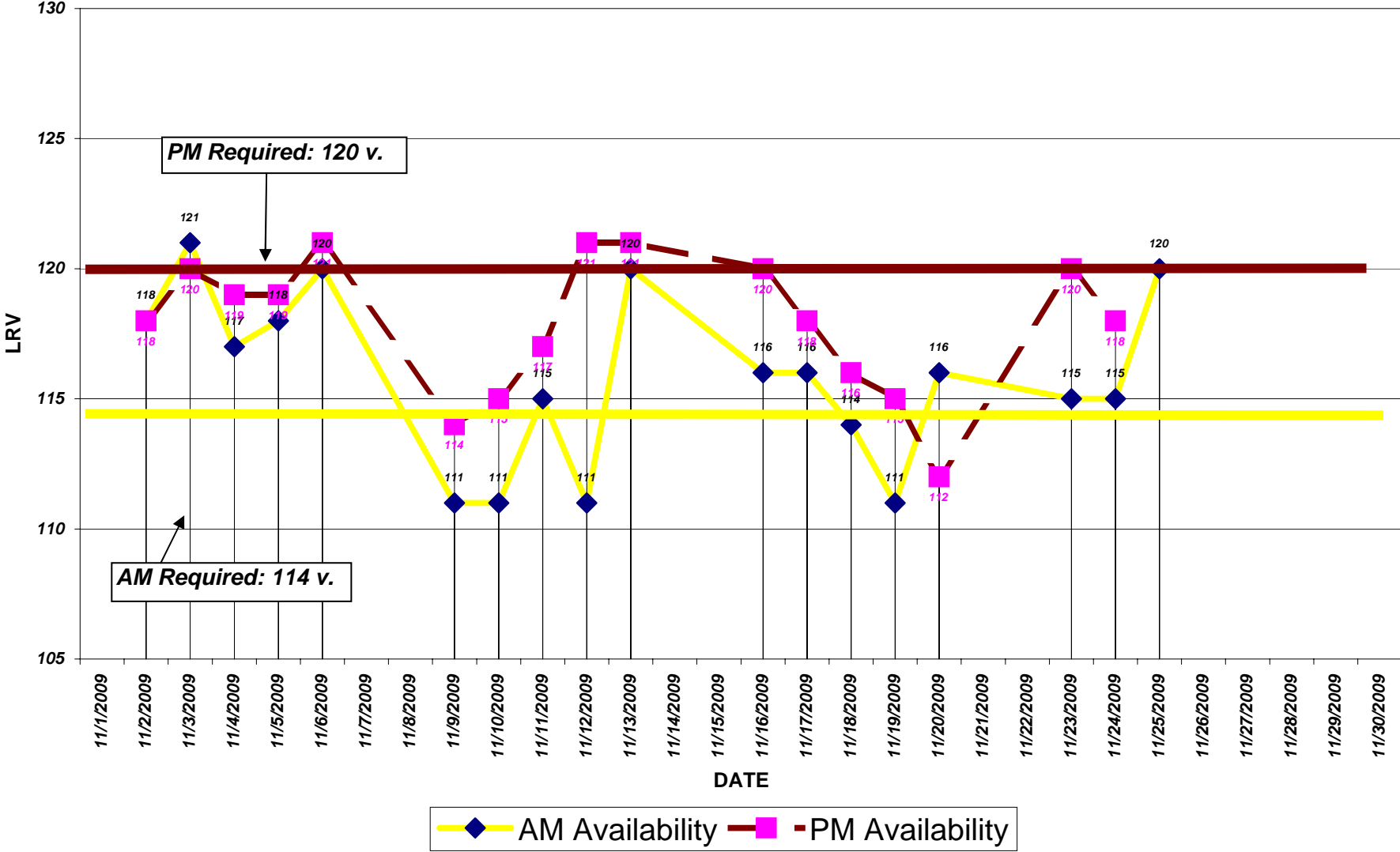
TIME DATE	CALL FROM DIVISION	TO CC	OP#	RUN	LINE	VEH	LOCATION	NATURE OF OCCURRENCE ACTION TAKEN	DELAY			
									DI	START	END	CC
13:56 11/24/09	R OPERATOR FL	39	2	432	38L	6275	MARKET & MONTGOMERY (OB)	ACCIDENT-COACH AND BICYCLIST	OB	13:56	15:44	38
							1079291	SFPD UNIT-3B60-CASE #091209134; MEDIC #17; SYSTEM SAFETY*; J. KELLY*; M. HARRIS*; F. LUM*; J. HOULIHAN*; J. TRUE*; A. ANTONIO*; IM4-A. ANDREWS; FLYNN SUPT. W. JOHNSON*; CLAIMS 6A50-S. GRACIA*; VIDEO PULLED FOR CLAIMS AND FLYNN SUPT; FIRST PAGE: 1417 HRS. LAST PAGE: 1452 HRS; INSP. K. JOMAC; INSP. J. CLARK; INSP. S. WONG. BICYCLIST LOST CONTROL AND MADE CONTACT WITH THE RIGHT REAR WHEEL OF COACH. MINOR DAMAGE TO COACH; INSP. J. CLARK TRANSPORTED A RESCUE OPERATOR FROM FLYNN TO TAKE COACH #6275 BACK TO FLYNN DIVISION. MEDIC #73 TRANSPORTED BICYCLIST TO S.F. GENERAL HOSPITAL FOR MINOR INJURY TO RIGHT ELBOW AND ANKLE; INSP. J. CLARK TRANSPORTED OPERATOR #2232 FROM SCENE TO POST ACCIDENT TEST. INSP. S. WONG INTERVIEWED OPERATOR #1488-440/38L/6270 AS A POSSIBLE WITNESS. VEH DELAY: 01:48				
16:31 11/24/09	R OPERATOR PO	32	3	435	14	7112	MISSION & ADMIRAL (IB)	ACCIDENT- COACH AND AUTOMOBILE (HIT AND RUN)	IB	16:31	17:13	18
							1079337	SYSTEM SAFTY*: INSP. J CLARK INTERVEIWED OPERATOR; UNIDENTIFIED RED AUTOMOBILE MADE CONTACT WITH COACH, DRIVER FLED SCENE. NO DAMAGE TO COACH. VEH DELAY: 00:42				
19:33 11/24/09	R OPERATOR PO	32	1	452	14	7032	MISSION & FREMONT (OB)	ACCIDENT COACH AND AUTOMOBILE	OB	19:33	20:29	18
							1079371	SYSTEM SAFETY*; CLAIMS 6A48- R. HALL*; VIDEO PULLED*; INSP D. FONG REPORTED MINNOR DAMAGE TO BOTH VEHICLES: OPERATOR N/R; EOR. SI POTRERO N/R VEH DELAY: 00:56				

## Line Delays $\geq$ 20 Minutes

TIME DATE	CALL FROM DIVISION	TO CC	OP#	RUN	LINE	VEH	LOCATION	NATURE OF OCCURRENCE ACTION TAKEN	DELAY			
									DI	START	END	CC
13:33 11/24/09	R MRU 4S23 ME	20	3	15	N	1488	EMBARCADERO & BRYANT (IB)	COLLISION, LRV, PEDESTRIAN	IB LD	13:33 13:33	14:18 14:18	75
							1079264	[LRV2=1520]MRO 4C53 DEBONO,MGR. 4M1 S. BRITT, 4M9 E. DEL BARRIO, MGR 4M3 T. JULIAN, MRO 4C55 HAYNES; MEDIC 75 RESPONDED, CLAIMS 6A46, SFPD CASE # 091209106, LRVs BANKED, AT 6TH. AND KING STREETS, OPERATOR POST ACCIDENT DRUG TESTING, SHUTTLES, FROM CALTRAIN TO EMB-FOLSOM, FORM ^R^ FILL OUT, MINOR INJURIES; LSGP, SWITCHBACKS FOR K AND N LINES. PATRON 73 Y/O MALE, LEANING AGAINST POLE LOST BALANCE AT CROOSWALK, POSSIBLE INTOXICATED, CONTACT MADE WITH RITH SIDE 2ND CAR OF MOVING LRV, TRANSPORT TO VA HOSPITAL BY MEDIC, SFPD #3B15C, CASE# 091209106 VIDEO*,TWO SHUTTLES USED. SI KING AND 6TH. STREET N/R [EOR 14:12] VEH DELAY: 00:39 LINE DELAY: 00:45				
14:01 11/24/09	R OPERATOR CA	17	9	21	59	1	POWELL & MARKET (IB)	GRIP CHANGE	IB LD	14:01 14:01	14:38 14:38	17
							1079292	INSP ALLEN, INSP A FORCE AT THE HORN SWITCHING ALL CARS IB TO OB, MGR J RANCE*, TWO SHUTTLES UTILIZED, CABLES SHOP 655 CLEARED. VEH DELAY: 00:37 LINE DELAY: 00:37				
14:01 11/24/09	R OPERATOR GV	87	8	174	F	1057	MARKET & MONTGOMERY (OB)	BLOCKED BY COLLISION, MOTORCOACH AND BICYCLER	OB LD	14:07 14:07	14:29 14:29	75
							1079314	MRO 4T42 , SWITCHBACK FOR F LINE, AT MARKET AND 11TH. STREETS, AND, FERRIES MRO 4C55 HAYNES VEH DELAY: 00:22 LINE DELAY: 00:22				



# LIGHT RAIL VEHICLES AM/PM Required & Availability



Date	Day of week	A.M.	P.M.
<b>Light Rail Vehicles (LRVs) Availability - Peak</b>			
November 2009			
11/02/09	MONDAY	118	118
11/03/09	TUESDAY	121	120
11/04/09	WEDNESDAY	117	119
11/05/09	THURSDAY	118	119
11/06/09	FRIDAY	120	121
11/09/09	MONDAY	111	114
11/10/09	TUESDAY	111	115
11/11/09	WEDNESDAY	115	117
11/12/09	THURSDAY	111	121
11/13/09	FRIDAY	120	121
11/16/09	MONDAY	116	120
11/17/09	TUESDAY	116	118
11/18/09	WEDNESDAY	114	116
11/19/09	THURSDAY	111	115
11/20/09	FRIDAY	116	112
11/23/09	MONDAY	115	120
11/24/09	TUESDAY	115	118
11/25/09	WEDNESDAY	120	
11/26/09	THURSDAY		
11/27/09	FRIDAY		
11/30/09	MONDAY		

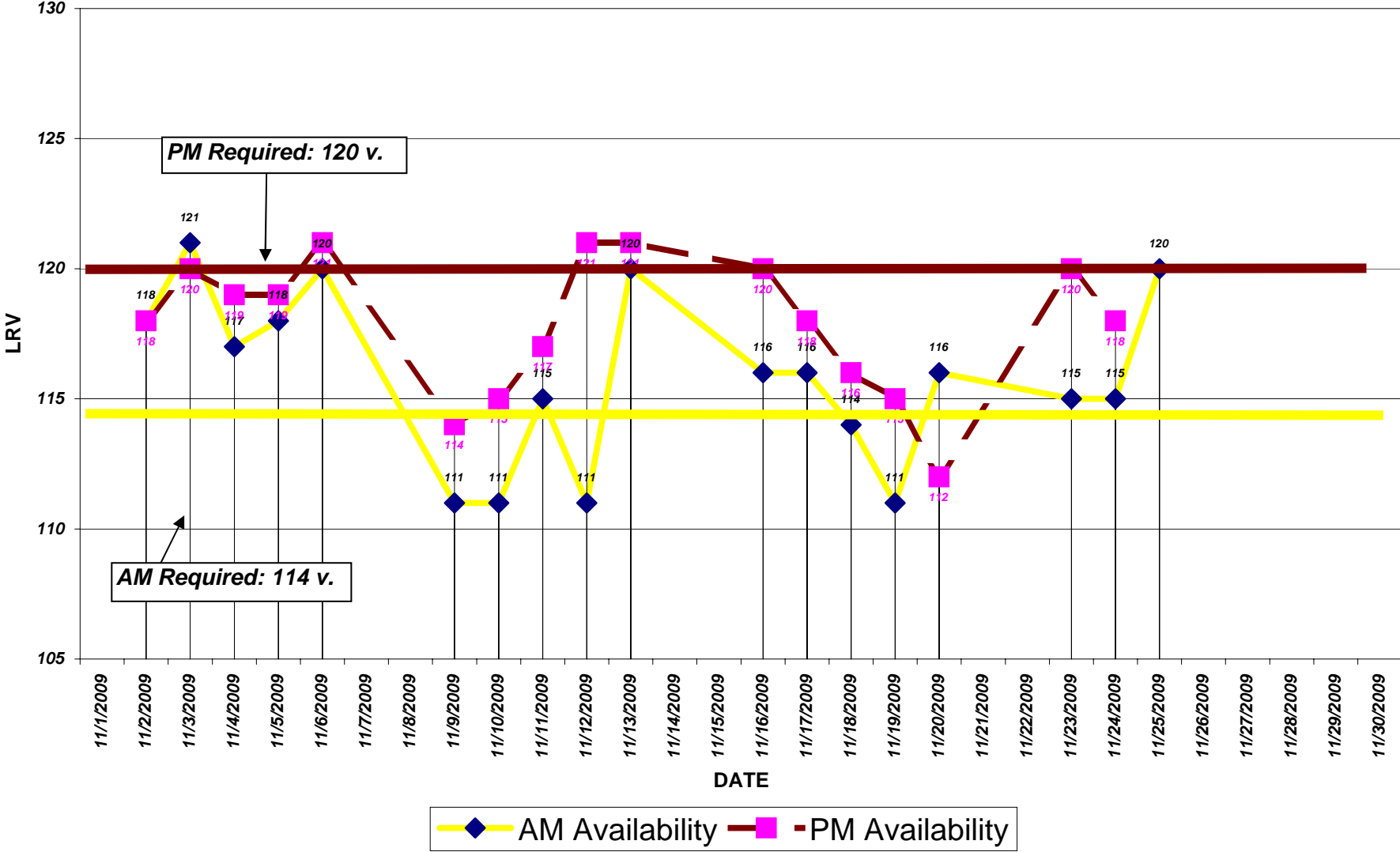
	<b>Maintenance Holds</b>
<b>Green Division</b>	
<b>Daily Maintenance Morning Status Report</b>	
<b>November 25, 2009</b>	
Light Rail Vehicles (LRVs) on Hold Status @ 7:30 a.m.	

AIR SUPPLY SYSTEM	1
AUTOMATIC TRAIN CONTROL SYSTEM (ATCS)	2
BRAKE SYSTEM	0
COUPLER	0
DOORS / STEPS	0
HEATING/VENTILATION/AIR CONDITIONING (HVAC)	0
LIGHT / MIRROR/WIPER/ARTIC	1
PANTOGRAPHS	0
PROPULSION	1
TRUCK NOISE/ FLAT	1
PREVENTIVE MAINTENANCE	3
SUPPORT SHOP	3
BODY/PAINT/LEAKER	2
FLEET APPEARANCE/SPECIAL EVENT	0
AWAITING PARTS	4
DESTSIGN / ELECTRICAL/ELECTRONIC	0
ACCIDENT/DERAIL/INVESTIGATION	0
BREDA / VENDOR	2
ENGR / PROJECT	3
LONG TERM HOLDS	8
QUALITY ASSURANCE	0

**TOTAL** **31**

	LRV2/3	PCC	Milan	Historic
<b>Green Division Daily Maintenance</b>				
<b>November 25, 2009</b>				
Morning Status Report @ 7:30 a.m.				
<b>Fleet size</b>	151	21	10	8
<b>Present demand (AM)</b>	114	13	4	3
<b>Maintenance Holds</b>	31	9	3	3
<b>Equipment available for service @ 7:30 a.m.</b>	120	12	7	5

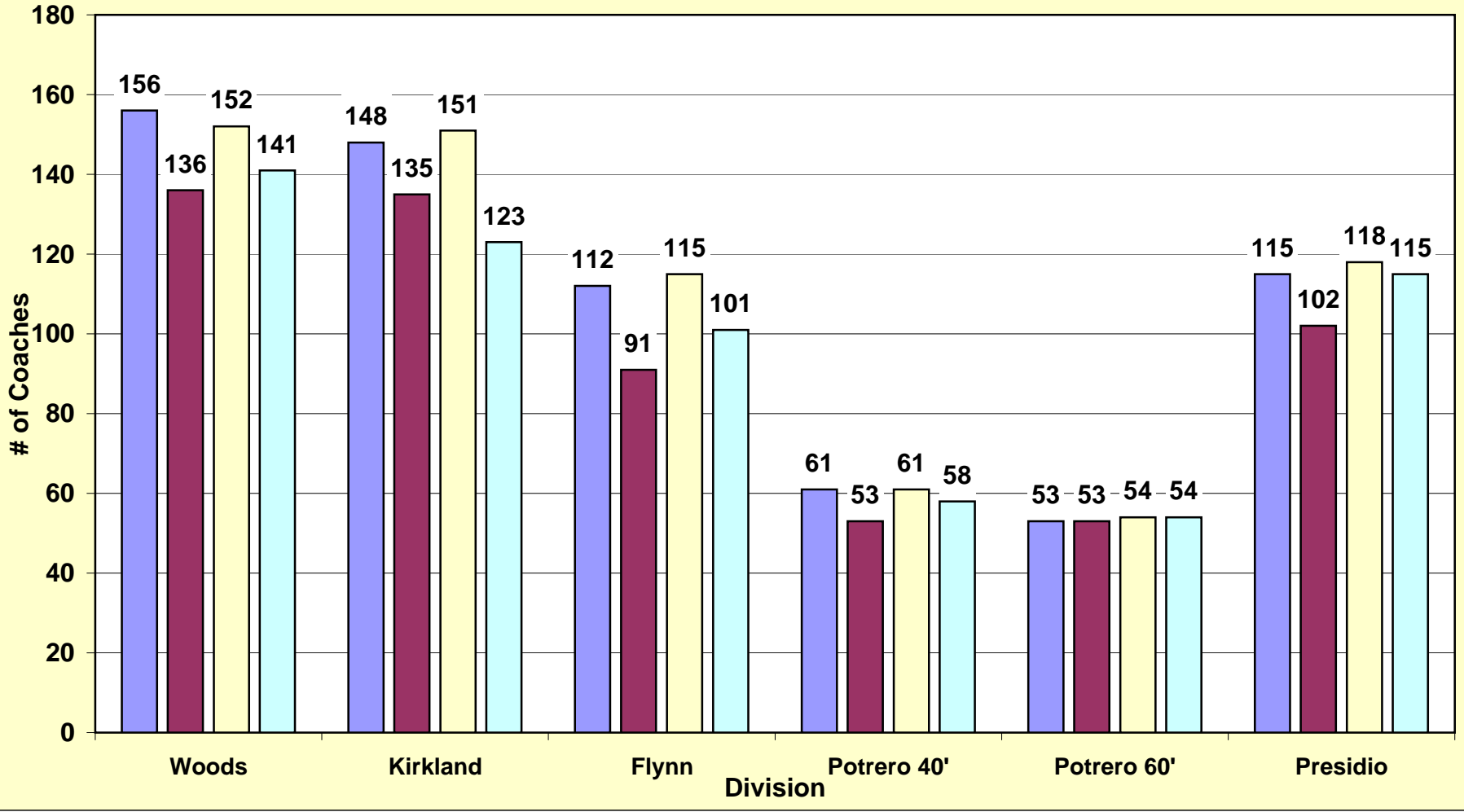
# LIGHT RAIL VEHICLES AM/PM Required & Availability



Date	Day of week	A.M.	P.M.
<b>Light Rail Vehicles (LRVs) Availability - Peak</b>			
November 2009			
11/02/09	MONDAY	118	118
11/03/09	TUESDAY	121	120
11/04/09	WEDNESDAY	117	119
11/05/09	THURSDAY	118	119
11/06/09	FRIDAY	120	121
11/09/09	MONDAY	111	114
11/10/09	TUESDAY	111	115
11/11/09	WEDNESDAY	115	117
11/12/09	THURSDAY	111	121
11/13/09	FRIDAY	120	121
11/16/09	MONDAY	116	120
11/17/09	TUESDAY	116	118
11/18/09	WEDNESDAY	114	116
11/19/09	THURSDAY	111	115
11/20/09	FRIDAY	116	112
11/23/09	MONDAY	115	120
11/24/09	TUESDAY	115	118
11/25/09	WEDNESDAY	120	
11/26/09	THURSDAY		
11/27/09	FRIDAY		
11/30/09	MONDAY		

**Motor & Trolley Coaches Availability**  
 A.M. 11/25/09 & 11/24/09 P.M. Peak Time

■ Equipment available for service @ 7:45 a.m.  
 ■ Final a.m. pull-out  
 ■ Equipment available for service @ 5:30 p.m.  
 ■ Final p.m. pull-out



	Woods	Kirkland	Flynn	Subtotal Diesel	Potrero 40'	Potrero 60'	Presidio	Subtotal Trolley	Totals
<b>Bus Maintenance Morning Status Report</b>									
Information Reported by Each Division									
<b>Morning (a.m.) availability</b>									
<b>11/25/09</b>									
Fleet size	181	155	124	460	75	73	165	313	773
Present demand	146	137	95	378	56	56	102	214	592
Extra service	12	0	0	12	N/A	N/A	N/A	N/A	12
Scheduled maintenance	5	1	1	7	2	0	1	3	10
Campaigns / retrofits	5	0	0	5	0	0	0	0	5
Maintenance Holds	25	7	12	44	14	29	50	93	137
Awaiting parts	2	0	0	2	2	3	31	36	38
Radio	0	0	0	0	0	0	0	0	0
Farebox	1	0	0	1	0	0	0	0	1
Equipment available for service @ 7:45 a.m.	156	148	112	416	61	53	115	220	636
Final a.m. pull-out	136	135	91	362	53	53	102	208	570
Reserve fleet usage	0	0	0	0	0	9	0	9	9
Trolley hot body defects	N/A	N/A	N/A	N/A	0	0	0	0	0
Operator not outs	10	2	4	16	3	3	4	10	26
<b>Afternoon (p.m.) availability</b>									
<b>11/24/09</b>									
Fleet size	181	155	124	460	75	73	165	313	773
Present demand	143	126	101	370	59	58	118	235	605
Extra service	5	0	0	5	N/A	N/A	N/A	N/A	5
Scheduled maintenance	5	1	2	8	0	0	0	0	8
Campaigns / retrofits	5	0	0	5	0	0	0	0	5
Maintenance holds	29	4	9	42	14	26	47	87	129
Awaiting parts	2	0	0	2	2	3	31	36	38
Radio	0	0	0	0	0	0	0	0	0
Farebox	2	0	0	2	0	0	2	2	4
Equipment available for service @ 5:30 p.m.	152	151	115	418	61	54	118	226	644
Final p.m. pull-out	141	123	101	365	58	54	115	227	592
Reserve fleet usage	5	0	0	5	0	7	0	7	12
Trolley hot body defects	N/A	N/A	N/A	N/A	0	0	0	0	0
Operator not outs	2	3	0	5	1	4	3	8	13



	Schedul ed	Total Unavailable	Sick	Vacation	Unplanned Leave*	Other Reasons+	Total Unavailable	Sick	Vacation	Unplanned Leave*	Other Reasons+
<b>Full-Time Operators Absenteeism</b>											
<b>Day: TUESDAY, NOVEMBER 24, 2009</b>											
Green	237	55	12	8	17	18	23.2	5.1	3.4	7.2	7.6
Cable Car	134	32	10	6	9	7	23.9	7.5	4.5	6.7	5.2
Potrero	269	63	26	8	20	9	23.4	9.7	3.0	7.4	3.3
Presidio	197	32	16	7	6	3	16.2	8.1	3.6	3.0	1.5
Kirkland	251	46	18	8	12	8	18.3	7.2	3.2	4.8	3.2
Woods	287	49	5	8	25	11	17.1	1.7	2.8	8.7	3.8
Flynn	198	42	16	6	16	4	21.2	8.1	3.0	8.1	2.0
<b>Total</b>	<b>1,573</b>	<b>319</b>	<b>103</b>	<b>51</b>	<b>105</b>	<b>60</b>	<b>20.3%</b>	<b>6.5%</b>	<b>3.2%</b>	<b>6.7%</b>	<b>3.8%</b>

**Summary For The Last 7 Days**

TUESDAY 11 17	1,584	332	111	38	107	76	21%	7%	2%	7%	5
WEDNESDAY 11 18	1,590	351	129	34	114	74	22%	8%	2%	7%	5
THURSDAY 11 9	1,570	386	148	40	123	75	25%	9%	3%	8%	5
FRIDAY 11 20	1,612	392	154	45	112	81	24%	10%	3%	7%	5
SATURDAY 1 21	1,124	256	100	11	80	65	23%	9%	1%	7%	6
SUNDAY 11 22	1,069	230	83	15	82	50	22%	8%	1%	8%	5
MONDAY 11 23	1,616	344	115	50	111	68	21%	7%	3%	7%	4

\* **Unplanned leave includes:** absent without leave (AWOL), claimed industrial injury, leaves, suspension, sick on run...

+ **Other reasons includes:** 1 Day vacation, banked holiday, floating holiday, jlmb, birthday, non-driving status, training.