




**Muni
Service Delivery
Daily Report**

Wednesday, September 9, 2009





Content

• Baseball game service summary	3
• Not outs for the a.m. rush hour	4
• Not outs for the p.m. rush hour	5
• Daily not outs & RDO report	6
• Accidents & line delays > 20 minutes	7
• Vehicles availability and maintenance reports	
Light Rail Vehicles Count (chart)	9
Light Rail Maintenance Hold	10
Light Rail Maintenance Available	11
Light Rail Maintenance Count	12
Motor & Trolley Buses Pull Outs (chart)	13
Motor & Trolley Buses Pull Outs (details)	14
• Operators absenteeism report	15

	Count	Time
Baseball Game Service Summary Report SEPTEMBER 09, 2009		
ATTENDANCE: 30312	NUMBER OF	
PASSENGERS (appr.by dir): 1920		
Trains pulled out - scheduled	6	
Trains pulled out - actual	4	
Pre-game inbound (IB) service		
Game started		12:45
First IB trip at Embarcadero		11:18
Last IB trip at Embarcadero		13:53
Number of special IB trips	7	
Number of regular IB trips	24	
Total pre-game trips	31	
Average IB headway		3:47
Standard deviation		3:11
Post-game outbound (OB) service		
Game ended		15:35
First OB trip at Embarcadero		15:30
Last OB trip at Embarcadero		16:15
Load completed		15:55
Trips to Castro	0	
Trips to Embarcadero	0	
J	0	
KT	3	
L	2	
M	0	
N	4	
Total post-game trips	9	
Average OB headway		4:58
Standard deviation		3:01

Not-Outs: No Operators	Not-Outs: No Equipment	Late Pull-outs: No Operators	Late Pull-outs: No Equipment	Lines affected
------------------------	------------------------	------------------------------	------------------------------	----------------

THURSDAY 09/10/09 AM NOLO REPORT

Cable Car	0				
Flynn	0				
Kirkland	5				10=1; 12=1; 28=1; 19=1; 47=1
Woods	7				18=1; 23=1; 36=1; 30X=2; 26=1; 48=1
Potrero	5	3	1		30=2; 41=3
Presidio	0				
Metro	2			1	L=1; K=1
F line	1		1		F=1
TOTAL	20	3	2	1	

Special Events

Division

REPORT DATA AS OF 0740 AM

Not-Outs: No Operators	Not-Outs: No Equipment	Late Pull-outs: No Operators	Late Pull-outs: No Equipment	Lines affected
------------------------------	------------------------------	---------------------------------	---------------------------------	----------------

09 09 09 WEDNESDAY PM NOLO REPORT

Cable Car	1	0	0	0	60=1
Flynn	1	0	0	0	9=1
Kirkland	5	0	0	0	2=1 10=1 43=2 47=1
Woods	9	0	0	0	27=1 29=2 36=2 44=2 71=1 89=1
Potrero	13	0	0	0	7=1 14=5 22=2 30=2 41=2 49=1
Presidio	0	0	0	0	
Metro	3	0	0	0	KT=1 L=1 S=1
F line	0	0	0	0	
TOTAL	32	0	0	0	

Special Events

Division

REPORT DATA COMPILED AS OF - 1600HRS

	Runs Missed	RDO	Missed Runs %	Daily Runs Scheduled	Daily Runs Missed	Daily RDO	Daily Missed Runs %
Missed Service By Division Due To No Regular Day Off (RDO)							
Weekday 9/09/2009							
Revised 6/15/09							
Cable Car one-piece	0	5	0.0%	49	0	5	0.0%
Cable Car multi-piece	0		0.0%				
Flynn one-piece	0	1	0.0%	154	0	1	0.0%
Flynn multi-piece	0		0.0%				
Kirkland one-piece	5	6	8.8%	212	9	6	4.2%
Kirkland multi-piece	8		7.9%				
Woods one-piece	4	6	4.6%	251	6	6	2.4%
Woods multi-piece	4		4.0%				
Potrero one-piece	5	3	7.5%	212	9	3	4.2%
Potrero multi-piece	8		9.0%				
Presidio one-piece	0	6	0.0%	174	0	6	0.0%
Presidio multi-piece	0		0.0%				
Metro one-piece	1	8	1.5%	146	2	8	1.4%
Metro multi-piece	2		4.1%				
F Line one-piece	3	1	30.0%	33	4	1	12.1%
F Line multi-piece	2		22.2%				
System total				1231	30	36	2.4%

Accidents

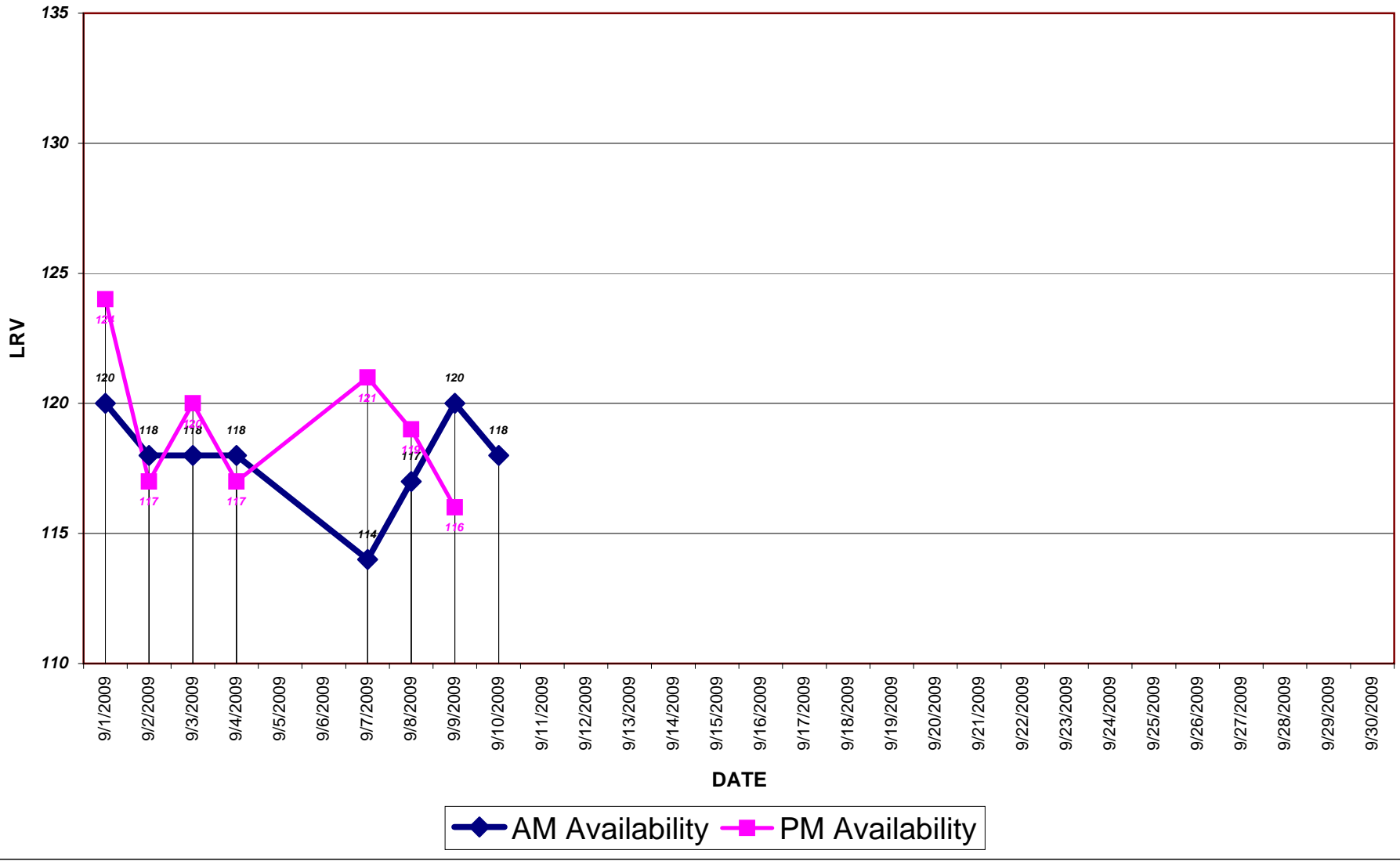
Wed Sep 09, 2009

TIME DATE	CALL FROM DIVISION	TO CC	OP#	RUN	LINE	VEH	LOCATION	NATURE OF OCCURRENCE ACTION TAKEN	DELAY			
									DI	START	END	CC
07:36 09/09/09	R OPERATOR PO	17		347	33	5459	18TH ST & VALENCIA (IB)	ACCIDENT COACH / AUTO (HIT & RUN)	IB	07:36	07:46	39
				1066017		INSP K. JOMOC, SYSTEM SAFETY K. ANDERSON*, LEFT REAR CORNER BUMPER SCRATCH VEH DELAY: 00:10						
13:06 09/09/09	R OPERATOR KI	40	1	638	28	8042	LOMBARD & PIERCE (IB)	COACH & AUTO COLLIDE	IB	13:06	14:01	29
				1066117		GIANG,J MINOR NO 799 SAFETY* SI KIRKLAND VEH DELAY: 00:55						
16:37 09/09/09	R OPERATOR PR	30	5	113	3	5507	BUSH & SANSOME (IB)	COACH & AUTO COLLIDE	IB	16:37	17:15	29
				1066183		WONG,S MINOR NO 799 CLAIMS#6A50* SAFETY* VEH DELAY: 00:38						
16:47 09/09/09	R OPERATOR FL	26	9	530	9X	6413	BRYANT & 6TH STREET (IB)	ACCIDENT COACH AND AUTO	IB	16:47	17:32	11
				1066132		INSPECTOR VELACRUZ,A.SYSTEM SAFETY *,CLAIMS *,VIDEO *,NO POST ACCIDENT TESTING,MINOR DAMAGE VEH DELAY: 00:45						
17:22 09/09/09	R OPERATOR FL	26	7	546	9X	6243	BRYANT & 6TH ST (IB)	COACH & AUTO COLLIDE(HIT & RUN)	IB	17:22		29
				1066213		OPERATOR CLEARED						
20:14 09/09/09	R OPERATOR KI	26		761	28	8329	LOMBARD & FRANCISCO (PI)	COACH & AUTO COLLIDE	PI	20:14	20:49	29
				1066220		D,FONG MINOR NO 799 VIDEO* SAFETY* CLAIMS#6A50* VEH DELAY: 00:35						

Line Delays \geq 20 Minutes

TIME DATE	CALL FROM DIVISION	TO CC	OP#	RUN	LINE	VEH	LOCATION	NATURE OF OCCURRENCE ACTION TAKEN	DELAY			
									DI	START	END	CC
19:13 09/09/09	R OPERATOR CA	30		29	59	4	MASON & PACIFIC (IB)	DISABLE CAR BLOCKING	IB	19:13	19:42	30
						1066216	INSP A BEMNET RESP. MGR Y KWAN*. TOW TRUCK CLEARED. VEH DELAY: 00:29 LINE DELAY: 00:29		LD	19:13	19:42	
21:26 09/09/09	R OPERATOR ME	75	2	138	M	1521	CASTRO STATION (IB)	BROKEN LOOP #6	IB	21:26	21:34	13
						1066145	ROLLING DELAY (ALL CARS IN CUTOUT FOR CASTRO INBOUND,,METRO M.R.U. 4-S-49 J.IRIZARRY, SIGNAL #500, & 501, J.KELLY*, J. KELLY* VEH DELAY: 00:08 LINE DELAY: 01:08		LD	21:26	22:34	

LIGHT RAIL AM/PM Availability



Date	Day of week	A.M.	P.M.
Light Rail Vehicles (LRVs) Availability - Peak			
September 2009			
09/01/09	TUESDAY	120	124
09/02/09	WEDNESDAY	118	117
09/03/09	THURSDAY	118	120
09/04/09	FRIDAY	118	117
09/07/09	MONDAY	114	121
09/08/09	TUESDAY	117	119
09/09/09	WEDNESDAY	120	116
09/10/09	THURSDAY	118	
09/11/09	FRIDAY		
09/14/09	MONDAY		
09/15/09	TUESDAY		
09/16/09	WEDNESDAY		
09/17/09	THURSDAY		
09/18/09	FRIDAY		
09/21/09	MONDAY		
09/22/09	TUESDAY		
09/23/09	WEDNESDAY		
09/24/09	THURSDAY		
09/25/09	FRIDAY		
09/28/09	MONDAY		
09/29/09	TUESDAY		
09/30/09	WEDNESDAY		

	Maintenance Holds
Green Division Daily Maintenance Morning Status Report 9/10/2009 Thursday Light Rail Vehicles (LRVs) on Hold Status @ 7:30 a.m.	

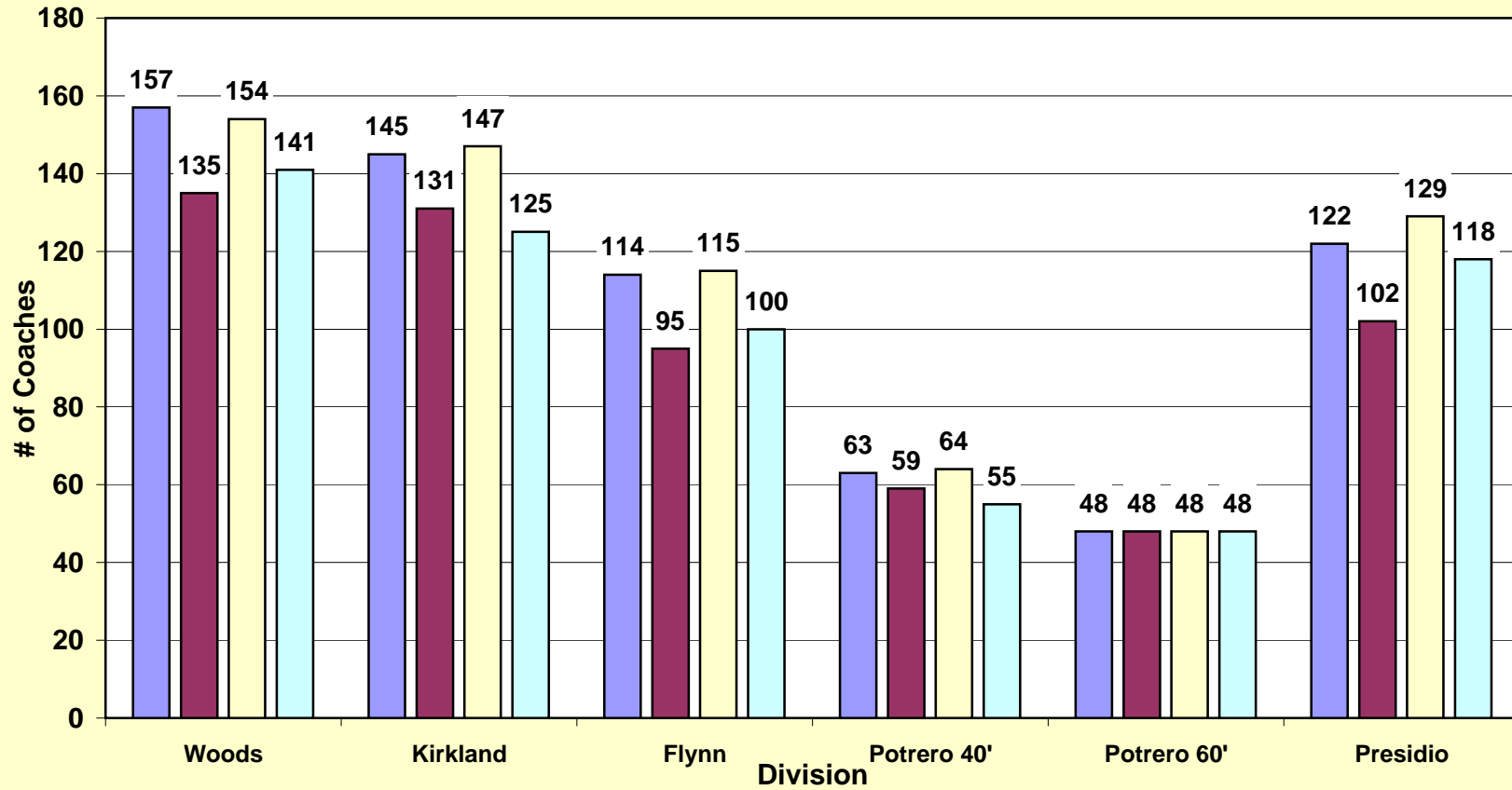
AIR SYSTEM	0
ATCS	1
BRAKE SYSTEM	0
COUPLER	0
DOORS / STEPS	2
HVAC / AIR COMF.	0
LIGHT / MIRROR	0
PANTOGRAPHS	0
PROPULSION	0
TRUCK NOISE/ FLAT/	2
PM / WEEKLY	5
SUPPORT SHOP	9
BODY/PAINT SHOP	2
FLEET APPEARANCE	0
PARTS	1
DESTSIGN / ELECT.	0
ACCIDENT & DERAIL	2
BREDA / VENDOR	0
ENGR / PROJECT	1
LONG TERM HOLDS	8
QUALITY ASSURANCE	0

TOTAL **33**

	LRV2/3	PCC	Milan	Historic
Green Division Daily Maintenance				
Thursday 9/10/2009				
Morning Status Report @ 7:30 a.m.				
Fleet size	151	21	10	8
Present demand	114	13	4	3
Maintenance Holds	33	10	3	3
Equipment available for service @ 7:30 a.m.	118	11	7	5

Motor & Trolley Coaches Availability
 A.M. 9/10/09 & 9/9/09 P.M. Peak Time

■ Equipment available for service @ 7:45 a.m.
 ■ Final a.m. pull-out
 ■ Equipment available for service @ 5:30 p.m.
 ■ Final p.m. pull-out



	Woods	Kirkland	Flynn	Subtotal Diesel	Potrero 40'	Potrero 60'	Presidio	Subtotal Trolley	Totals
Bus Maintenance Morning Status Report									
Information Reported by Each Division									
Morning (a.m.) availability									
9/10/09									
Fleet size	181	155	124	460	75	74	165	314	774
Present demand	138	137	95	370	61	50	102	213	583
Extra service	0	0	0	0	N/A	N/A	N/A	N/A	0
Scheduled maintenance	6	1	5	12	1	1	2	4	16
Campaigns / retrofits	9	0	3	12	0	0	1	1	13
Maintenance Holds	24	10	10	44	12	26	43	81	125
Awaiting parts	2	0	1	3	5	12	12	29	32
Radio	0	0	0	0	1	0	0	1	1
Farebox	0	0	0	0	0	0	1	1	1
Equipment available for service @ 7:45 a.m.	157	145	114	416	63	48	122	233	649
Final a.m. pull-out	135	131	95	361	59	48	102	209	570
Reserve fleet usage	0	0	0	0	0	0	0	0	0
Trolley hot body defects	N/A	N/A	N/A	N/A	0	0	4	4	4
Operator not outs	3	6	0	9	2	2	0	4	13
Afternoon (p.m.) availability									
9/9/09									
Fleet size	181	155	124	460	75	74	165	314	774
Present demand	143	126	101	370	59	53	118	230	600
Extra service	0	0	0	0	N/A	N/A	N/A	N/A	0
Scheduled maintenance	6	1	3	10	0	0	0	0	10
Campaigns / retrofits	9	0	0	9	0	0	0	0	9
Maintenance holds	27	8	9	44	11	26	36	73	117
Awaiting parts	2	1	1	4	5	12	12	29	33
Radio	0	1	0	1	1	0	0	1	2
Farebox	0	0	0	0	0	0	0	0	0
Equipment available for service @ 5:30 p.m.	154	147	115	416	64	48	129	241	657
Final p.m. pull-out	141	125	100	366	55	48	118	224	590
Reserve fleet usage	0	0	0	0	0	3	0	3	3
Trolley hot body defects	N/A	N/A	N/A	N/A	0	0	3	3	3
Operator not outs	2	1	1	4	4	2	0	6	10

	Scheduled	Total Unavailable	Sick	Vacation	Unplanned Leave*	Other Reasons+	Total Unavailable	Sick	Vacation	Unplanned Leave*	Other Reasons+
Full-Time Operators Absenteeism											
Day: TUESDAY, SEPTEMBER 9, 2009											
Green	258	73	28	9	18	18	28.3	10.9	3.5	7.0	7.0
Cable Car	130	29	7	3	8	11	22.3	5.4	2.3	6.2	8.5
Potrero	280	74	40	9	13	12	26.4	14.3	3.2	4.6	4.3
Presidio	211	43	16	9	8	10	20.4	7.6	4.3	3.8	4.7
Kirkland	250	54	26	7	14	7	21.6	10.4	2.8	5.6	2.8
Woods	305	62	15	8	27	12	20.3	4.9	2.6	8.9	3.9
Flynn	201	38	13	5	16	4	18.9	6.5	2.5	8.0	2.0
Total	1,635	373	145	50	104	74	22.8%	8.9%	3.1%	6.4%	4.5%
Summary For The Last 7 Days											
WEDNESDAY 9 02	1,630	352	125	52	111	64	22%	8%	3%	7%	4
THURSDAY 9 03	1,628	377	135	51	112	79	23%	8%	3%	7%	5
FRIDAY 9 04	1,661	430	200	60	114	56	26%	12%	4%	7%	3
SATURDAY 9 05	1,137	314	136	40	81	57	28%	12%	3%	7%	5
SUNDAY 9 06	1,054	290	124	29	75	62	27%	12%	3%	7%	6
MONDAY 9 07	1,124	301	130	35	55	81	27%	11%	3%	5%	7
TUESDAY 9 08	1,623	438	213	52	102	71	27%	13%	3%	6%	4
<p>* Unplanned leave includes: absent without leave (AWOL), claimed industrial injury, leaves, suspension, sick on run...</p> <p>+ Other reasons includes: 1 Day vacation, banked holiday, floating holiday, jlmb, birthday, non-driving status, training.</p>											